

Tribute[®] Retaining Wall System

Traditional Split Face & Rustic Finish Styles



Silvertone
- Rustic

Tribute[®]
RETAINING WALL SYSTEM

Tribute[®] Retaining Wall System

Make a Tribute[®] to creative landscaping

The Tribute Retaining Wall System offers earthy textures and rich color blends found in natural stone. Crafted of high strength concrete, Tribute units combine structural integrity, dimensional consistency and lasting performance for outdoor hardscapes.

With its versatile design options, the Tribute collection is the perfect companion for traditional or ambitious landscape applications, including free standing seat walls, steps, pillars, terraces and slope protection.

Versatile design capabilities

- Raised patios
- Straight & curved walls
- Steps
- Corners
- Terraces
- Pillars
- Seat walls
- Planting beds
- Slope protection

Beauty and performance...



*Canyon Brown
-Rustic*



*Hickory Blend – Traditional
(Shown with Lexington Stone[®]
Tumbled Pavers in Desert Sand)*



Buff – Traditional



*Canyon Brown – Traditional
(Shown with County Pavers[®] in Tuscany)*

Tribute® Retaining Wall System

Traditional Split Face or Rustic Finish

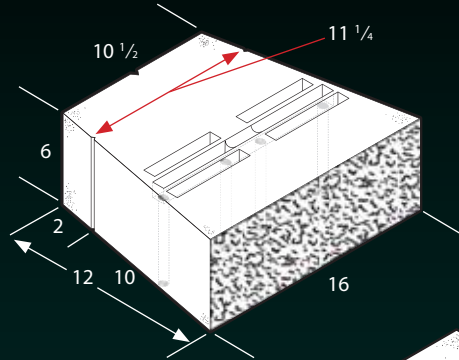
Whether the wall system is used in traditional or contemporary applications, Tribute's Traditional Split Face compliments any landscape setting with its classic proportions and split face texture.

The Tribute family is also crafted with a distinctive Rustic Finish face style. Its uniquely rough hewn appearance imparts a weathered aesthetic, giving the impression that landscape features have been around for decades.

Product Shapes and Sizes...

Note: Tribute units can also be ordered with an optional two-sided face to construct stand alone seat walls.

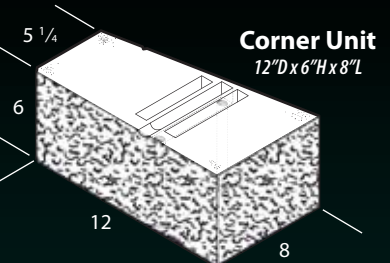
Traditional Split Face



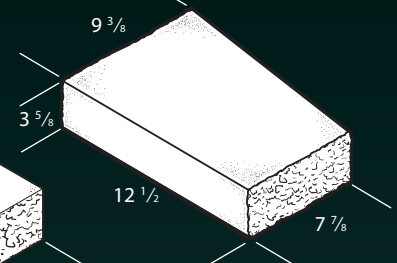
Tribute Unit
12"D x 6"H x 16"L

(Optional two-sided split face is 10" D)

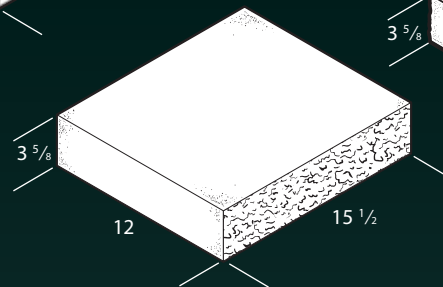
Note: (2) County Pins are needed with each unit



Corner Unit
12"D x 6"H x 8"L

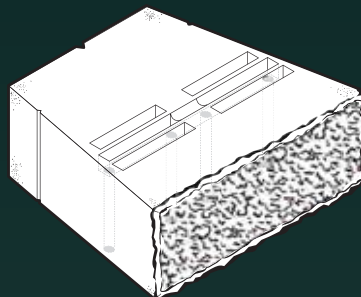


Tapered Wall Cap
12-1/2"D x 3-5/8"H
(Front split face to back split face
Taper = 7-7/8" to 9-3/8" L)



Straight Wall Cap
12"D x 3-5/8"H x 15-1/2"L

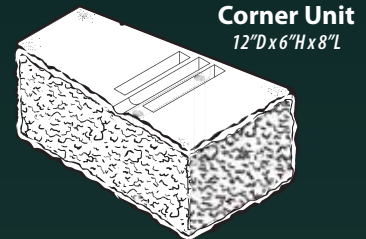
Rustic Finish



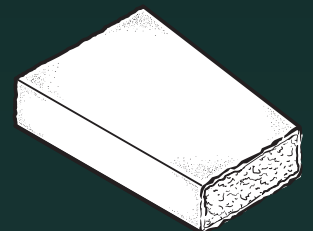
Tribute Unit
12"D x 6"H x 16"L

(Optional two-sided split face is 10" D)

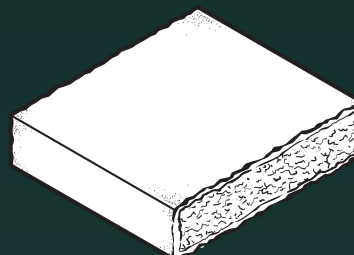
Note: (2) County Pins are needed with each unit



Corner Unit
12"D x 6"H x 8"L



Tapered Wall Cap
12-1/2"D x 3-5/8"H
(Front split face to back split face
Taper = 7-7/8" to 9-3/8" L)



Straight Wall Cap
12"D x 3-5/8"H x 15-1/2"L



Color Options...

Traditional Split Face



Buff



Canyon Brown



Gray



Hickory Blend



Mesa



Red Bluff



Silverstone



Swiss Mocha



Buff – Traditional

Rustic Finish



Buff



Canyon Brown



Copper Hill



Silverstone



Silverstone
– Rustic
(Shown with Summit Stone™
landscape units)

Due to the nature of concrete and variables in photography and printing, colors shown may vary from actual hues. Refer to product samples for final color selection.

Custom colors also available. Please ask your sales representative for more information.



Caution: Deicing products may be harmful to concrete surfaces and concrete products, especially when used in excess. Sand is recommended to be used for slip resistance.

Tribute[®] Retaining Wall System

Installation is easy

Tribute Retaining Walls are comprised of solid, modular units that stack beautifully and quickly. Installation is easy with Tribute's dry stack design and simple pinning system. Insert two pins per unit through the top holes and tap them until seated in the lower course to ensure proper alignment and a structurally sound wall.

Natural look and easy handling combine remarkably...



Constructing Pillars

Split Tribute units in half (as shown). Place four half units per course in alternating running bond pattern. Apply concrete adhesive between each course as you construct the pillar. The hollow area inside a pillar can accommodate electrical conduit for a light or a wood 4" x 4" post to support a trellis, light or garden gate.

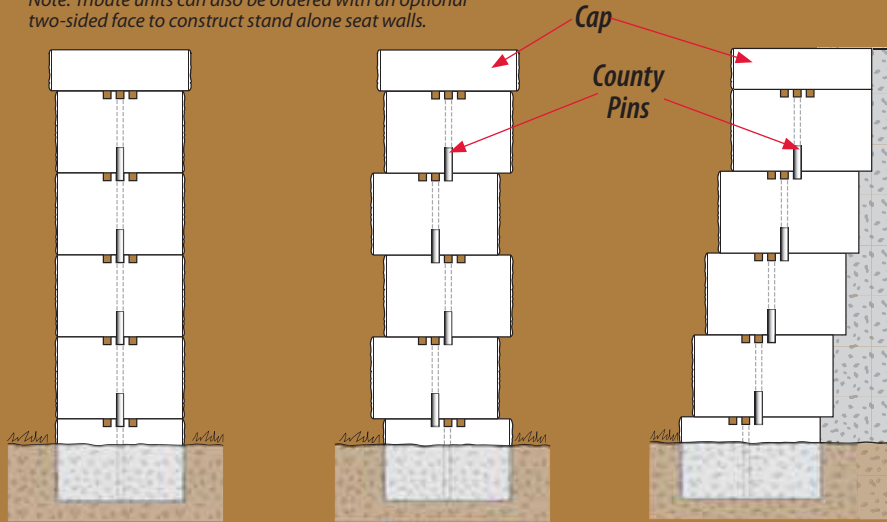
Custom Color – Traditional

*Hickory Blend – Traditional
(Shown with Lexington Stone[®] Tumbled
Pavers in Cedar Blend)*

Choose From Three Wall Configurations

With multiple pin grooves on the tops of each unit, Tribute retaining walls can also be constructed with different face alignments. Design walls with vertical, stepped out or set back faces for the ultimate in design creativity.

Note: Tribute units can also be ordered with an optional two-sided face to construct stand alone seat walls.



Vertical Seat wall

Stepped Out Seat wall

Set Back Retaining Wall



*Canyon Brown – Traditional
(Shown with Summit Stone™
landscape units in Cedar Blend)*

Tribute[®] Retaining Wall System

*For more
information...*

Get product specifications and design and installation information about Tribute retaining walls from your Tribute sales representative.

www.countymaterials.com



Buff – Traditional



Custom Color – Traditional



*Canyon Brown
– Rustic*



(800) 289-2569

www.countymaterials.com

Tribute is a registered trademark of County Materials Corporation.
©2012 County Materials Corporation 0208_0512

Tribute[®]
RETAINING WALL SYSTEM

Distributed by: