



COUNTY
MATERIALS CORPORATION

Inspiration Catalog

Landscaping Ideas Featuring Pavers,
Retaining Walls and Outdoor Living Products
from County Materials Corporation



Table of Contents

Pavers

Tranquility Pavers®	8
Elements Paving Stones™	12
H ₂ O Pro Pavers® Permeable	16
Renewable Pavers™ Permeable & Sandset	16
Destination Pavers®	22
Unity Pavers™	26
Impressions Pavers™	30
Milestone Pavers® & Grand Milestone Pavers™	32
Lifestyle Pavers® & Grand Lifestyle Pavers®	34
Crest Bullnose Pavers™	38
Dimetta Pavers®	40

Retaining Walls

County Block® Retaining Wall System	44
Tribute® Retaining Wall System	48
Oversize Rib Rock Landscape Block	52
Winston® Retaining Wall System	54
Integrity™ Retaining Wall System	56
County Cub® Landscape Units	58
Terrace Stone® Retaining Wall System	59
Stonewall® SELECT® Retaining Wall System	60
Navaro® Retaining Wall System	61
Freedom™ Retaining Wall	62
Landscape Step Unit & Oversize Landscape Step Unit	64

Outdoor Living Products

Summit Stone® Landscape Units & Summit Stone® Fireplaces	68
Reflection Stone® Masonry Units	72
Align Stone Natural Stone Veneer	73

Paver Color Choices	74
---------------------	----

Paver Border Options	86
----------------------	----

Retaining Wall Color Choices	88
------------------------------	----

Outdoor Living Products Color Choices	98
--	----

Landscape Product Technical Data	102
-------------------------------------	-----







Leading with Industry Experience

County Materials Corporation is your single resource for a large selection of high quality concrete construction and landscape products and related materials. Since 1946, our family-owned, American-based company has grown to be a leader in the industry.

Our dynamic organization employs more than 1,200 people in 40 locations across the United States. We specialize in producing concrete products that are trusted and specified by industry professionals for growing communities and applications of all sizes, including infrastructure, transportation, commercial, municipal, agricultural, and residential applications.

We recognize there are many landscape and construction material choices available in today's market. However, County Materials makes it easy to choose our products with confidence. As a result, our distinctive landscaping products have captured the industry's attention since we began introducing them.

Utilizing Manufacturing Technologies & Innovation

Our concrete pavers offer unprecedented durability, for light pedestrian to heavy traffic applications, combined with non-fading colors and natural beauty that will stand the test of time. Our inherently strong and superior performance concrete paving stones and slabs are manufactured using face-mix technology. The upper portion of each concrete paver features a permanent blend of our proprietary face-mix technology comprised of realistic color pigments and high strength surface materials. This advanced and automated processing technique concentrates the purest color pigments, finest aggregates and dense concrete mix in the top surface layer of each paving stone where it is visible and matters most. This ensures our pavers and slabs will repel stains and withstand every day wear and tear. As a result, County Materials' face-mix pavers and slabs

offer many advantages over alternative paving products. They possess extremely accurate dimensional tolerances, lasting, higher surface density, and absorption and abrasion resistance. Our pavers are further enhanced by their appealing and sought after aesthetics, including versatile size options, stunning surface textures, and richer color blends unique to North America. Combine all of these attributes to experience field-proven paving units that offer you the ultimate in durability, consistency and value for your landscape projects.

Our company was founded as a concrete block manufacturer 70 years ago. Because of this, we have acquired extensive industry knowledge and manufacturing capabilities for segmental retaining wall units. We manufacture several different retaining wall systems that are ideal solutions for diverse and challenging applications, including residential garden walls, raised patios, pillars or seat walls, to light commercial and even impressive engineered walls that provide effective soil retention and multi-level terracing advantages.



Lifestyle Pavers® -Haven
with Tribute® Retaining Wall System - Canyon Brown-Rustic




Elements Paving Stones™ -Serenity

Standing Behind our Products

We take pride in manufacturing high performance products that offer competitive pricing and ready availability. Because our landscape and veneer products are crafted to complement each other, you can design a one-of-a-kind project all at once, or add creative features for future project additions and renovations.

County Materials' landscape products are manufactured to meet and exceed the industry's strictest requirements. Additionally, the structural integrity of our pavers is backed by our Customer Warranty for residential use. For warranty details and exclusions, please visit our website at (www.countymaterials.com).

Above all, County Materials is committed to supporting our customers with personalized service, reliable industry knowledge and trusted experience. We continuously strive to provide value to our customers, and build upon our manufacturing capabilities, all while surpassing our own high standards of excellence.





Elements Paving Stones™ -Serenity

Showcasing Real-life Project Applications

Throughout this catalog and on our website, we are very proud to showcase photos taken of actual project applications that have been installed by our customers around the country.

We invite you to browse our extensive landscape offerings to learn more, and visit us online at www.countymaterials.com. We know you will be inspired to create and enjoy outdoor living spaces with landscaping products from County Materials.



The color photos shown in this catalog were prepared with careful attention to accuracy. However, colors shown may vary from actual hues and should only be used as a guide. Refer to actual product samples for final color selection. Because concrete units are manufactured with high quality, naturally-mined aggregates and materials, variations in color or shading should be expected in products that are manufactured at different times and in units having different shapes. This color or shading variation is acceptable in the industry.



Elements Paving Stones™ -Haven Hammered



Tranquility Pavers® -Calm with Unity Pavers™ -Oasis and Elements Paving Stones™ -Dream border

Pavers & Slabs

- Driveways
- Walkways and Paths
- Courtyards
- Plazas
- Entrances
- Pool Decks
- Sidewalks
- Borders & Accents

ASTM Guidelines for Interlocking Concrete Pavers and Slabs

County Materials provides general construction guidelines to design professionals and installers of interlocking concrete pavers and concrete slabs. For additional installation information, reference the Interlocking Concrete Pavement Institute's (ICPI) Tech Spec Technical Bulletins.

All interlocking concrete pavers manufactured by County Materials are manufactured in general accordance with industry guidelines.

Characteristics	ASTM C936	ICPI Standards
Compressive strength	8000 psi at 28 days	8000 psi at 28 days
Durability to freeze thaw cycles	Total mass loss after 50 cycles, no greater than 1%	Total mass loss after 50 cycles, no greater than 1%
Water absorption	Lower than 5%	Lower than 5%
Dimension tolerance	± 1/8" (Height) ± 1/16" (Length and width)	± 1/8" (Height) ± 1/16" (Length and width)

All concrete slabs manufactured by County Materials Corporation are manufactured in general accordance with the following industry guidelines:

Characteristics	ICPI Standards
Compressive strength	6526.70 psi (min.)
Flexural Strength	652.67 psi (min.)
Freeze-thaw durability with use of de-icing salt	Loss of 500g/m2max. at 28 cycles Loss of 1200g/m2max. at 49 cycles
Water absorption	5% (max.)
Dimension tolerance	± 3 mm -1 mm à +2 mm
Warpage	± 2 mm ± 3 mm





Dream Driveway Challenge

2015 Winner: Stalford Rd Residence

Location: Countryside, IL

Size of Project: 7500 sq. ft.

Product: Tranquility Pavers® -Haven with
Elements Paving Stones™ - Vision border and insets

Completion Date: August 2015

Contractor: Nation One Landscaping, Inc.



The installation of concrete pavers can provide an eye-catching, cost-effective driveway solution. Interlocking concrete pavers add character to a home, while functioning as a durable, low-maintenance, easy-to-install paving option that doesn't sacrifice style or budgetary requirements. The numerous advantages of concrete pavers make them a superior choice for homeowners.

Enhanced Aesthetics

Concrete pavers make a great first impression that carries an unspoken message of quality, sophistication, and lasting performance over alternatives such as asphalt or poured concrete.

From the designer's perspective, concrete pavers are also exceptional for their sheer creative potential. Available in an array of

shapes, sizes, colors and textures, pavers allow unparalleled choice in product selection and application and for creating unique designs.

Economic Value

When you compare overall life-cycle costs of alternative materials, the durability, flexibility, low maintenance, and quick installation of concrete pavers typically proves to be the most cost effective option for a residential driveway.







Tranquility Pavers® -Serenity



Redefining Your Outdoor Experience

Perhaps your outdoor living room is filled with energy where you gather with family and friends to spend quality time, or you entertain the neighbors with barbequing delights. Maybe it's your sanctuary where you retreat after a long week for some peace and relaxation . . . a place where the pace of everyday life slows down, and quiet moments are savored.

No matter how you enjoy outdoor spaces, Tranquility Pavers® deliver the peace-of-mind you can trust in a stress-free paving solution with appealing advantages. With their crisp, clean lines, Tranquility Pavers are reminiscent of cut Mosaic tile. Their subtly textured, non-slip surface lends a contemporary feel. Rich color blends and superior abrasion resistance further enhances their understated beauty and durability.




Tranquility Pavers® -Serenity




Tranquility Pavers® -Calm with Unity Pavers™ -Oasis and Elements Paving Stones™ -Dream border



Tranquility Pavers® -Calm with Unity Pavers™ -Oasis and Elements Paving Stones™ -Dream border



Tranquility Pavers® -Serenity, Haven & Timeless



Tranquility Pavers® -Oasis









Style and Substance

Elements Paving Stones™ uncomplicated appearance and uniform shapes and sizes integrate seamlessly into any environment.

The numerous advantages offered by Elements Paving Stones, including versatile sizes, unique color blends and clean lines, are distilled into a paving solution that offers complete freedom of expression and design.



Elements Paving Stones™ -Serenity with Oasis-Tumbled border



Elements Paving Stones™ -Haven-Hammered with Reflection-Rough Estate border



Elements Paving Stones™ -Serenity with Crest Bullnose Pavers™ -Vision and Unity Pavers™ -Dream border

Elements Paving Stones™



Elements Paving Stones™ -Serenity with Oasis-Tumbled border



Elements Paving Stones™ -Serenity
with Crest Bullnose Pavers™ -Vision
and Unity Pavers™ -Dream border



Elements Paving Stones™ -Haven-Hammered with Reflection-Rough Estate border

Permeable Pavers- Renewable Pavers™ & H₂O Pro Pavers® (Residential Applications)



H₂O Pro Pavers® -Oasis



H₂O Pro Pavers® -Timeless

Utilize the Best Management Practice

County Materials produces cost-effective and environmentally-conscious permeable concrete pavers for residential, commercial and municipal storm water management. Permeable concrete paver systems are designed to allow storm water to effectively percolate into the ground. This reduces the risk and severity of flooding, eliminates surface puddling, and can even reduce the snow and ice removal by speeding up the melting process.

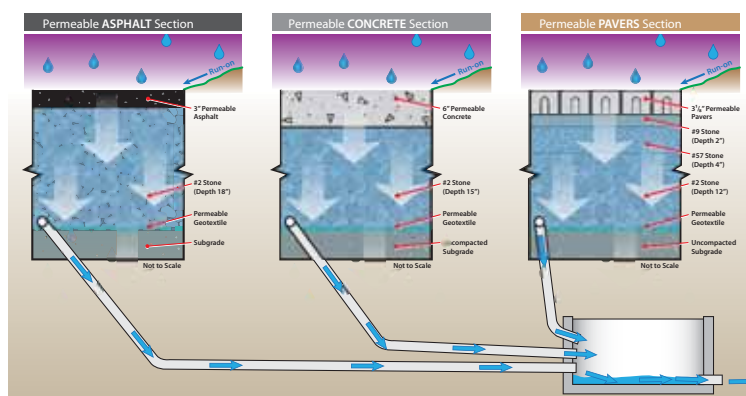
Permeable pavers are widely recognized as an effective solution for reducing total suspended solids (TSS) levels in storm water to help municipalities meet EPA-mandated standards. Often, permeable pavers are also the preferred best management practice where space is at a premium.

Many municipalities now offer tax incentives and utility fee reductions when permeable pavers are installed.

Renewable Pavers™ and H₂O Pro Pavers® from County Materials offer outstanding performance for structural pavements and effective storm water management on site. They are manufactured to be installed by hand or with machine-lay equipment.

County Materials is leading the industry in our commitment to storm water management by collaborating on a permeable paver test plot project in Madison, Wisconsin with the Wisconsin Department of Natural Resources and the Wisconsin Department of Transportation. The test plot will enable researchers to accurately assess the effectiveness of permeable pavers in diverting and filtering storm water runoff.

Learn more about this test plot and other case studies by visiting www.countymaterials.com



Permeable Pavers- Renewable Pavers™ & H₂O Pro Pavers® (Residential Applications)



Renewable Pavers™ Permeable -Oasis



H₂O Pro Pavers® -Oasis



Permeable Pavers- Renewable Pavers™ & H₂O Pro Pavers® (Commercial Applications)









Make the Backyard Your Favorite Retreat

Create the perfect getaway with a paver that is crafted with numerous advantages, including exceptional functionality, versatility and visual appeal.

Destination Pavers® offer ease of installation, endless design possibilities, numerous shapes, and rich color blends and textures.

Let Your Imagination Wander

The flagstone aesthetics of Destination Pavers impart rustic charm and natural beauty to any project. With their carefully crafted proportions and dimensions, Destination Pavers also afford unlimited design freedom so you aren't restricted to follow a set installation pattern.





Destination Pavers® -Timeless



Destination Pavers® -Serenity



Destination Pavers® -Haven, Serenity & Timeless



Destination Pavers® -Serenity







Unity Pavers™ -Timeless with Summit Stone® Landscape Units -Timeless



Unity Pavers™ -Timeless



Incorporate Beautiful Accents

Unity Pavers™ are one of the most versatile brick paving stones available, making them a “Jack of all trades.” Unity Pavers can be installed alone for a classic, tailored look. Use them as accents or edging stones. And, when united with other County Materials’ paver series such as Elements Paving Stones, Unity Pavers help to create contemporary paving designs and unique pattern possibilities.

Unity Pavers are manufactured in a herringbone pattern to accommodate mechanical equipment for efficient machine laid applications.


They are offered in Blended, Solid, Tumbled and Hammered colors and compliment other County Materials’ hardscape product series.



Unity Pavers™ -Timeless with Summit Stone® Landscape Units -Timeless



Unity Pavers™ -Serenity & Reflection








Recreate Old World Charm

Tumbled Impressions Pavers™ are manufactured with a controlled aging process to portray the rugged and time-worn characteristics of old world paving stones. With their distressed surface and edges, units have the appearance of hand chiseled craftsmanship, completing the cobblestone effect.

Impressions Pavers are available in a range of natural-looking solid and blended earth tones. Color blends can be combined during installation to give each project its own unique look.



Impressions Pavers™ -Haven-Hammered Tumbled with Unity Pavers™ -Oasis



Impressions Pavers™ -Haven-Hammered Tumbled with Unity Pavers™ -Oasis





Grand Milestone Pavers™ -Serenity, H₂O Pro Pavers® -Serenity, Crest Bullnose Pavers™ -Vision and Freedom Retaining Wall™ -Serenity

MILESTONE
PAVERS®

GRAND
MILESTONE
PAVERS™

Transcend the Ordinary

You know it when you see it. It's a one-of-a-kind living space. A place where you imagine celebrating life's special occasions and every day moments. A space where you can experience new or lifelong traditions, and where your family's stories will unfold. Milestone Pavers® will help you achieve this dream. Availability in several sizes, stunning color blends and high durability are just a few of the series distinctive details.

From the start of the paver selection process until long after your outdoor spaces have earned pride-of-place in your home, you can trust Milestone Paver to offer you the highest quality, lasting performance and best-in-class natural beauty. They will inspire for countless years and many memories to come.



Grand Milestone Pavers™ -Calm



Lifestyle
Pavers®

Grand Lifestyle
Pavers®

Sophistication That Fits Your Style

Outdoor living should mean just that — living. The inviting spaces that embody warmth and energy, where you want to go to play, enjoy conversation and just get away from it all. Places that beckon you to linger a while longer.

Lifestyle Pavers® and Grand Lifestyle Pavers® offer a texture rich paving option that is loaded with character to complement your home's exterior and become an extension of your living spaces. Create a signature design that expresses your tastes, personality and style.

Lifestyle Pavers will exceed your expectations. Crafted with high strength concrete, Lifestyle and Grand Lifestyle Pavers deliver superior performance and lasting durability to withstand the tests of time. Even Mother Nature's hot and cold extremes, as well as normal busy residential use, won't deter them from offering you a lifetime of beauty. Their realistic surface texture offers added slip-resistance, and it resists penetration from staining by dirt, grease and oils making them ideal for driveways.



Lifestyle Pavers® -Haven



Lifestyle Pavers® -Haven

Lifestyle Pavers® & Grand Lifestyle Pavers®



Grand Lifestyle Pavers® -Timeless with Elements Paving Stones™ -Serenity and Crest Bullnose Pavers™ -Haven borders



Lifestyle Pavers® -Haven with Elements Paving Stones™ -Reflection border and Tribute® Retaining Wall System -Canyon Brown-Rustic







Crest Bullnose Pavers™ -Reflection

CREST **BULLNOSE** pavers™

Add the Final Touch

Crest Bullnose Pavers™ are manufactured with a smooth rounded decorative front edge that adds an elegant finish to any landscaping project. The versatile Crest Paver provides an attractive finish or accent unit for many landscape applications. Available colors compliment County Materials' collection of pavers and wall products.

Crest Bullnose Pavers are an attractive enhancement to a pool. However, these pavers can be exposed to harsh weathering conditions, thus requiring thoughtful installation and maintenance to ensure user safety and unit durability.



Crest Bullnose Pavers™ -Timeless





Create Amazing Sculptured Floorscapes

Whether you want to achieve subtle or striking design results, the options are almost endless with diamond-shaped Dimetta Pavers®. By selecting complimentary color combinations and turning units in alternate directions, you can create stunning three-dimensional effects with appealing aesthetics.

Dimetta Pavers draw attention to projects with the use of special effects and artistic patterns. Various colors can be installed to create corporate logos, residential monograms, and other unique designs. Accent small spaces with flair, or create a state-making central focal point in larger driveways, plazas and courtyards.

Dimetta Pavers® are available as Special Production orders. Call for availability.



Dimetta Pavers® -Vision, Dream & Reflection



Dimetta Pavers® -Traditions & Vision



Retaining Walls

- Retaining walls
- Freestanding & Seat walls
- Terraces
- Raised patios
- Garden walls
- Borders
- Pillars
- Steps
- Columns

ASTM C 1372 Standard Specifications for Segmental Retaining Wall Units

Strength and Absorption Requirements (ASTM)		
Minimum Required Net Average Compressive Strength, psi (MPa)		
Average of 3 Units 3000 (20.7)	Individual Unit 2500 (17.2)	
Maximum Water Absorption Requirements		
Weight Classification Oven-Dry Density of Concrete lb/ft3 (kg/m3)		
Light Weight Less than 105 (1682) 18 (288)	Medium Weight 105 (1682) to less than 125 (2002) 15 (240)	Normal Weight 125 (2002) or more 13 (208)

Freeze-thaw Durability: In areas where repeated freezing and thawing under saturated conditions occur, freeze-thaw durability is required to be demonstrated by test or by proven field performance. When testing is required, the units are required to meet the following when tested in accordance with ASTM C 1262, Standard Test Method for Evaluating the Freeze-Thaw Durability of Manufactured Concrete Masonry Units and Related Concrete Units.



County Block® Retaining Wall System





Create an Inviting Outdoor Environment

Whether your hardscape visions include planting beds, steps or multi-terraces, the County Block® Retaining Wall System is perfectly suited to bring your plans to life. County Block combines the best of form and function in a patented, user-friendly and time-tested solution that is suitable for a variety of commercial and residential retaining wall applications.



County Block® Retaining Wall System





Tribute® Retaining Wall System





Tribute® Retaining Wall System -Custom Color-Rustic



Make a Tribute to Creative Landscaping

The Tribute® Retaining Wall System offers earthy textures and rich color blends found in natural stone. Crafted of high strength concrete, Tribute units combine structural integrity, dimensional consistency and lasting performance for outdoor hardscapes.

With its versatile design options, the Tribute collection is the perfect companion for traditional or ambitious landscape applications, including free standing seat walls, steps, pillars, terraces and slope protection.



Tribute® Retaining Wall System -Silvertone

Tribute® Retaining Wall System



Tribute® Retaining Wall System - Swiss Mocha



Tribute® Retaining Wall System - Swiss Mocha



W212


Oversize Landscape Block



Oversized Landscape Block

Oversize Rib Rock landscape units make a dramatic statement. Units are engineered to hold back a lot of earth. With their larger scale and natural aesthetics, oversize landscape block work in most applications.

Oversize block get the job done quickly and with minimal headaches. Place more square footage at a time and enhance the speed of your wall construction. Oversize Rib Rock's interlocking knob style block makes installation easy and secure. The knob placement and block dimensions allow for 90 degree corners. Half blocks help to maintain running-bond pattern. A top cap also gives a wall a clean, finished look.



Oversize Landscape Block -Gray



Oversize Landscape Block -Gray

Winston® Retaining Wall System



Winston® Retaining Wall System -Gray



Accent Your Landscape

The Winston® Retaining Wall System features built in drainage with full cores. Units install quickly making it easy to add versatile and creative landscape accents in any application.



Winston® Retaining Wall System -Brown



Winston® Retaining Wall System -Gray



Integrity™ Retaining Wall System



INTEGRITY™

RETAINING WALL SYSTEM

Stability and Durability Combine for a High Performing Wall System

When it comes to achieving multi-level terraces, slope protection, or other impressive retaining wall elements, the Integrity™ Retaining Wall System is ideally suited for challenging applications.

The size and scale of Integrity Retaining Wall units make a bold and dramatic statement in larger outdoor spaces. With their built-in setback design, units offer efficient installation and provide a structurally sound, highly stable retaining wall.

Manufactured with high-density concrete, Integrity Retaining Wall units are also incredibly durable to resist frost and de-icing salts, and they are crafted with colorfast pigments to maintain their natural beauty year after year.

Integrity units are designed to install simply; filling their cores with aggregates provides extra stability and durability during construction. Manufactured with a natural looking splitface or weathered Rustic texture, and available in stunning color options from solid to blended mixes, the Integrity Retaining Wall System is an attractive and dependable solution for a wide range of landscaping applications.



Integrity™ Retaining Wall System -Hush



Integrity™ Retaining Wall System -Hush



County Cub® Landscape Units -Rio Grande



Enhance Outdoor Living Spaces

Ideal for low walls as well as subtle transitions and landscape accents, County Cub® landscape units offer a natural stone appearance. Units are available in a range of earthy colors to compliment the rich hues of County Materials' paving stones. With their smaller scale and compact design, County Cubs can be quickly and easily installed to create a distinctive look in any lawn or garden setting.



County Cub® Landscape Units -Silvertone

Terrace Stone® Retaining Wall System



Terrace Stone® Retaining Wall System - Brown



Terrace Stone® Retaining Wall System - Gray

TERRACE STONE® RETAINING WALL SYSTEM

Add Depth and Texture

Bring shadows out into the open with the Terrace Stone® Retaining Wall System from County Materials.

Crafted with distinct splitting methods, County Materials' tri-split Terrace Stone units create a natural looking retaining wall with a more attractive face style that resembles cut stone. With its interlocking design, units are ideal for raised patios, terraces or walls up to four feet high.



Stonewall® SELECT® Retaining Wall System -Buff



Stonewall® SELECT® Retaining Wall System -Buff

StoneWall® SELECT®

Enliven Outdoor Environments

Enhance any outdoor space with a contemporary look created by the StoneWall® SELECT® concrete retaining wall system from County Materials. The highly textured split face of StoneWall SELECT creates beautiful walls with added depth and dimension that play up shadowing and light patterns.

StoneWall SELECT combines many of the finest elements in retaining walls for added benefits in a user-friendly system.

The double-cored blocks are easier to handle and facilitate quicker installation without mortar. Because every other block is splittable, it's efficient to field split units in half without a saw. In addition, the high-strength concrete units and corrosion-resistant glass-filled polymer clips ensure walls that will stand the test of time.

Navaro® Retaining Wall System



Bold, Rugged Appearance

The Navaro® Retaining Wall System is an easy to install option for residential and commercial applications that require retaining walls, slope protection and decorative landscaping. Its simple pinning system, using high-strength polyresin pins, firmly locks each unit and ensures alignment. Cap units are also available.

Navaro's distinctive face and split texture resemble hand-cut stone, enhancing any wall and outdoor setting.

By combining structural strength and natural beauty, Navaro retaining walls are an economical solution for challenging sites that require optimal land use for development. With geosynthetic reinforcement and professional engineering, Navaro Retaining Walls can be constructed to heights of 4 feet or more.



Navaro® Retaining Wall System -Hickory Blend



Navaro® Retaining Wall System -Hickory Blend

Freedom Retaining Wall™





FREEDOM **Retaining Wall™**

Endless Design Possibilities

The beauty of the Freedom Retaining Wall system lies in its versatility. With its innovative Freedom Cube, the system allows for walls to be set back 5 or 10° by simply twisting the cube to the appropriate setting, creating a unique look to every Freedom Retaining Wall project.

The design flexibility of the units also enables the creation of radius walls, columns, steps and 90° corners, with units factory finished on both faces.

Freedom wall units recreate the timeless beauty of a weathered stone wall; they are the ideal choice for combinations of retaining and freestanding walls in distinctive outdoor spaces.



Freedom Retaining Wall™ -Serenity



Freedom Retaining Wall™ -Haven-Rustic with Destination Pavers® -Haven

Landscape Step Units & Oversize Landscape Step Units





Oversize Landscape Step Units -Camel

Oversized Landscape Step Units Save Time and Money

Oversize Landscape Step Units create a striking visual impact when used for a variety of applications, including traditional or free-flowing staircases, landings, water features, walls or accents. Their stone-textured top surface and front face compliments rustic to sophisticated landscaping projects of all sizes.

County Materials' Oversize Landscape Step Unit combines the rugged appeal of natural-looking cut stone with the lasting durability of high strength concrete. Oversize Landscape Step Units are weather resistant, withstand heavy foot traffic and enhance pedestrian comfort and safety because of their uniform rise. A consistent rise also means easier installation onsite. At 25 inches deep, 6 1/4 inches high and 48 inches long, the Oversize Landscape Step Unit covers more square footage than alternative step options, speeding installation and helping to reduce labor.

Landscape Steps Provide Sure Footing and Lasting Durability

Our solid concrete step unit features a split face and decorative beveled front edge to complement any hardscape setting. And its smooth stepping surface provides sure footing every time.

The unit is 6 inches high, 14 inches deep and 24 inches long, which saves on the amount of wall block you would have to use.



Landscape Step Units -Sandstone

Outdoor Living Products

- Fireplaces
- Bars
- Tables
- Grilling areas
- Seat walls
- Pillars



Summit Stone® Landscape Units -Oasis with Lifestyle Pavers® -Oasis



Align Stone -Autumn Leaf





Combine Functionality, Performance and Aesthetic Appeal

The modular shape and multiple sizes offered in Summit Stone provides unmatched flexibility in landscaping design. Versatile units provide easy installation for a wider range of applications. Plus, their aged, natural stone appearance enhances outdoor living environments and compliments other hardscape elements, including pavers, paving stones and retaining walls.



Summit Stone® Landscape Units -Hush & Haven



Summit Stone® Landscape Units -Haven veneer on Stone Age Fireplace



Summit Stone® Landscape Units -Haven with Lifestyle Pavers® -Timeless

Summit Stone® Landscape Units



Summit Stone® Landscape Units -Haven with Destination Pavers® -Serenity



Summit Stone® Landscape Units -Solace & Timeless with Tribute® Retaining Wall System -Silvertone-Rustic





Reflection Stone™ & Reflection Stone™ GRAND -Inspired



A Fresh Face in Concrete Masonry Veneers

Reflection Stone™ mirrors the character and charm of natural stone, a timeless look that is still desired after centuries of use.

County Materials' Reflection Stone™ product series is crafted in three size modules: Reflection Stone™, Reflection Stone GRAND™ and Reflection Brick™. Each size module can be installed as a stand-alone series. Or, combine the sizes and the complimentary color blends to create one-of-a-kind applications that are inspired by the ultimate in design freedom. Rich textures and alluring color blends impart an enchanting facade, ideally suited for interior and exterior applications.



Reflection Stone™ & Reflection Stone™ GRAND -Inspired

Align Stone Natural Stone Veneer



Distinctive Natural Stone Veneer Panels

Whether Align Stone products are used indoors or out, for new construction or major remodels and renovations, contractors and architects recognize and appreciate the line's quality materials and ease of installation. Unlike many other natural thin stones, that typically require sizing, cutting and fitting individual pieces in a project, Align Stone components allow for a faster and more economical construction process with minimal cutting. Thin veneer panels are easy to handle and fit together seamlessly to replicate the look of custom handcrafted stonework.



Align Stone - Sunset Gold



Align Stone - Autumn Leaf

Paver Color Choices







Blended Colors



Haven



Oasis



Serenity



Timeless



Blended Colors



Haven



Oasis



Serenity



Timeless



Calm

Blended Tumbled Colors



Haven-Tumbled



Oasis-Tumbled



Serenity-Tumbled



Timeless-Tumbled



Calm-Tumbled



Blended Colors



Haven

Blended Tumbled Colors



Haven-Tumbled



Oasis



Oasis-Tumbled



Serenity



Serenity-Tumbled



Timeless



Timeless-Tumbled



Blended Colors



Haven

Blended Tumbled Colors



Haven-Tumbled



Oasis



Oasis-Tumbled



Serenity



Serenity-Tumbled



Timeless



Timeless-Tumbled

The color photos shown in this catalog were prepared with careful attention to accuracy. However, colors shown may vary from actual hues and should only be used as a guide. Refer to actual product samples for final color selection. Because concrete units are manufactured with high quality, naturally-mined aggregates and materials, variations in color or shading should be expected in products that are manufactured at different times and in units having different shapes. This color or shading variation is acceptable in the industry.



Blended Colors



Haven



Oasis



Serenity



Timeless



Calm

Blended Tumbled Colors



Haven-Tumbled



Oasis-Tumbled



Serenity-Tumbled



Timeless-Tumbled



Calm-Tumbled



Blended Colors



Haven



Oasis



Serenity



Timeless

Blended Tumbled Colors



Haven-Tumbled

Solid Tumbled Colors



Dream-Tumbled

Blended
Hammered Tumbled Colors



Haven-Hammered Tumbled

Solid
Hammered Tumbled Colors



Dream-Hammered Tumbled



Oasis-Tumbled



Homecoming-Tumbled



Oasis-Hammered Tumbled



Homecoming-Hammered Tumbled



Serenity-Tumbled



Reflection-Tumbled



Serenity-Hammered Tumbled



Reflection-Hammered Tumbled



Timeless-Tumbled



Reunion-Tumbled



Timeless-Hammered Tumbled



Reunion-Hammered Tumbled



Traditions-Tumbled



Traditions-Hammered Tumbled



Vision-Tumbled



Vision-Hammered Tumbled

Blended Colors



Haven

Solid Colors



Dream

Blended Tumbled Colors




Haven-Tumbled

Solid Tumbled Colors



Dream-Tumbled

Solid Hammered Colors



Dream-Hammered



Oasis



Homecoming



Oasis-Tumbled



Homecoming-Tumbled



Homecoming-Hammered



Serenity



Reflection



Serenity-Tumbled



Reflection-Tumbled



Reflection-Hammered



Timeless



Reunion



Timeless-Tumbled



Reunion-Tumbled



Reunion-Hammered



Traditions




Traditions-Tumbled



Vision-Hammered



Vision



Vision-Tumbled

Blended
Rough Estate Colors



Haven-Rough Estate



Oasis-Rough Estate



Serenity-Rough Estate



Timeless-Rough Estate

Solid
Rough Estate Colors



Dream-Rough Estate



Homecoming-Rough Estate



Reflection-Rough Estate



Reunion-Rough Estate



Traditions-Rough Estate



Vision-Rough Estate

Blended
Hammered Tumbled Colors



Haven-Hammered Tumbled



Oasis-Hammered Tumbled



Serenity-Hammered Tumbled



Timeless-Hammered Tumbled

Solid
Hammered Tumbled Colors



Dream-Hammered Tumbled



Homecoming-Hammered Tumbled




Reflection-Hammered Tumbled



Reunion-Hammered Tumbled




Traditions-Hammered Tumbled



Vision-Hammered Tumbled




Blended Colors



Haven



Oasis




Serenity




Timeless

Blended Colors available in all 5 sizes. Solid Colors available in 8" x 8" and 8" x 16" sizes. Solid Colors in other sizes are available as Special Production orders.


Solid Colors



Dream




Homecoming




Reflection



Reunion



Traditions




Vision


Blended Tumbled Colors



Haven-Tumbled



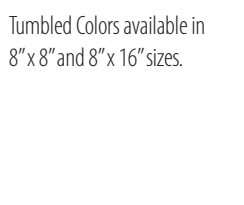
Oasis-Tumbled



Serenity-Tumbled




Timeless-Tumbled




Tumbled Colors available in 8" x 8" and 8" x 16" sizes.



Solid Tumbled Colors



Dream-Tumbled




Homecoming-Tumbled



Reflection-Tumbled



Reunion-Tumbled




Traditions-Tumbled




Vision-Tumbled


Solid Hammered Colors



Dream-Hammered




Homecoming-Hammered



Reflection-Hammered



Reunion-Hammered



Vision-Hammered

Hammered Colors available in all 5 sizes. (Traditions, Oasis, Timeless, Haven and Serenity are available as Special Production Hammered Colors.)



Blended
Rough Estate Colors



Haven-Rough Estate



Oasis-Rough Estate



Serenity-Rough Estate



Timeless-Rough Estate

Blended Rough Estate
colors available in all 5 sizes.

Solid Rough Estate
colors available in 8" x 8"
and 8" x 16" sizes.

Solid
Rough Estate Colors



Dream-Rough Estate



Homecoming-Rough Estate



Reflection-Rough Estate



Reunion-Rough Estate



Traditions-Rough Estate



Vision-Rough Estate

Blended
Hammered Tumbled Colors



Haven-Hammered Tumbled



Oasis-Hammered Tumbled



Serenity-Hammered Tumbled



Timeless-Hammered Tumbled

Hammered Tumbled
colors available in 8" x 8"
and 8" x 16" sizes.

Solid
Hammered Tumbled Colors



Dream-Hammered Tumbled



Homecoming-Hammered Tumbled




Reflection-Hammered Tumbled



Reunion-Hammered Tumbled



Traditions-Hammered Tumbled



Vision-Hammered Tumbled



Blended Colors



Haven



Oasis



Serenity




Timeless

Solid Colors



Reflection



Vision

Blended Tumbled Colors



Haven-Tumbled



Oasis-Tumbled



Serenity-Tumbled




Timeless-Tumbled

Solid Tumbled Colors



Reflection-Tumbled



Vision-Tumbled

Blended Hammered Tumbled Colors



Haven-Hammered Tumbled



Oasis-Hammered Tumbled



Serenity-Hammered Tumbled



Timeless-Hammered Tumbled

Solid Hammered Tumbled Colors



Reflection-Hammered Tumbled



Vision-Hammered Tumbled



H₂O Pro Pavers® colors available in all 3 sizes. Also available as Special Production Rough Estate Colors.



Blended Colors



Haven

Solid Colors



Dream

Solid Colors



Dream

Blended Colors



Haven

Blended Tumbled Colors



Haven-Tumbled



Oasis



Homecoming



Homecoming



Oasis



Oasis-Tumbled



Serenity



Reflection



Reflection



Serenity



Serenity-Tumbled



Timeless



Reunion



Reunion



Timeless



Timeless-Tumbled



Traditions



Traditions

Solid Colors



Reflection

Solid Tumbled Colors



Reflection-Tumbled

Dimetta Pavers® are available as Special Production orders in Rough Estate and Hammered colors. Call for availability.



Vision



Vision





Vision



Vision-Tumbled

Paver Border Options





Tranquility Pavers® -Timeless with
Elements Paving Stones™ -Reflection and Vision border



Elements Paving Stones™ -Haven-Hammered with
Elements Paving Stones™ -Reflection-Rough Estate border



Lifestyle Pavers® -Timeless with Unity Pavers™ -Timeless border



Elements Paving Stones™ -Oasis-Hammered Tumbled with Elements Paving Stones™ -Reflection-Rough Estate border





Retaining Wall

Color Choices

Blended Colors



Canyon Brown



Silvertone



Hickory Blend



Swiss Mocha

Solid Colors



Brown



Buff



Gray

Blended Rustic Colors



Canyon Brown-Rustic



Silvertone-Rustic

Solid Rustic Colors



Brown-Rustic

Blended
Heavy Rustic Colors



Canyon Brown-Heavy Rustic



Silvertone-Heavy Rustic

Solid
Heavy Rustic Colors



Brown-Heavy Rustic



Buff-Heavy Rustic





Blended Colors



Canyon Brown



Silvertone



Hickory Blend



Swiss Mocha



October Oak

**October Oak is available as a Special Production order in some markets. Call for availability.

Solid Colors



Brown



Buff



Gray

Blended Rustic Colors



Canyon Brown-Rustic



Silvertone-Rustic

Solid Rustic Colors



Buff-Rustic

Blended Heavy Rustic Colors



Canyon Brown-Heavy Rustic



Silvertone-Heavy Rustic

Solid Heavy Rustic Colors



Buff-Heavy Rustic



Tribute® Retaining Wall System -Custom color



Blended Colors



Haven



Hush



Serenity



Timeless

Blended Rustic Colors



Haven-Rustic



Hush-Rustic



Serenity-Rustic



Timeless-Rustic



Blended Colors



Haven



Hush



Serenity



Timeless

Solid Colors



Buff



Gray

Blended Rustic Colors



Haven-Rustic



Hush-Rustic



Serenity-Rustic



Timeless-Rustic

Solid Rustic Colors



Buff-Rustic



Gray-Rustic

Blended
Heavy Rustic Colors



Haven-Heavy Rustic



Hush-Heavy Rustic



Serenity-Heavy Rustic



Timeless-Heavy Rustic

Solid
Heavy Rustic Colors



Buff-Heavy Rustic



Gray-Heavy Rustic

Blended Colors



Canyon Brown



Hickory Blend



Silvertone

Solid Colors



Brown



Gray

Blended Colors



Canyon Brown

Solid Colors



Brown

Blended Colors



Canyon Brown

Solid Colors



Brown



Silvertone



Gray



Silvertone



Gray



StoneWall[®] SELECT

Blended Colors



Canyon Brown



Silvertone

Solid Colors



Buff



Gray

Landscape Step Units

Solid Colors



Charcoal



Dark Brown



Gray




Sandstone

Oversize Landscape Step Units

Solid Colors



Camel



Gray



Portobello

The color photos shown in this catalog were prepared with careful attention to accuracy. However, colors shown may vary from actual hues and should only be used as a guide. Refer to actual product samples for final color selection. Because concrete units are manufactured with high quality, naturally-mined aggregates and materials, variations in color or shading should be expected in products that are manufactured at different times and in units having different shapes. This color or shading variation is acceptable in the industry.



Blended Colors

Solid Colors



Canyon Brown



Brown



Desert Vista



Gray



Hickory Blend



Rio Grande



Silvertone





Outdoor Living Products

Color Choices





Blended Colors



Haven



Hush



Solace



Timeless

Landscape Units and
vener color options for
Outdoor Living Components



Blended Colors



Enchantment



Inspired



Pure



Stillness

Veneer color options for
Outdoor Living Components

Traditional Ledge



Autumn Leaf



Charcoal Delight



Creamy White



Crystal White



Sunset Gold

Accent Ledge



Sunset Gold

Natural Ledge



Autumn Leaf



Sunset Gold

Landscape Product Technical Data

Color Selection

Colors shown may vary from actual hues and should only be used as a guide. Refer to actual product samples for final color selection. Because concrete products are manufactured with high quality, naturally-mined aggregates and materials, variations in color or shading should be expected in products that are manufactured at different times and in units having different shapes. This color or shading variation is acceptable in the industry.

County Materials recommends immediately verifying the product and color upon receipt, and prior to installation. For any discrepancies, contact your local County Materials' representative before installation. Use of product constitutes acceptance.

Special Production Paver Colors

Minimum quantity order for Special Production paver colors is 4,000 square feet. County Materials' mold change fee applies and orders will be in full pallets only. Allow 6 weeks lead time.

Minimum quantity orders to avoid a mold change fee for Special Production paver colors is 18,500 square feet. Allow 6 weeks lead time.

Proper Color Distribution and Installation Techniques

Color of concrete products may vary significantly between production lots. Install concrete units from several pallets to ensure distribution of color. County Materials is not liable or responsible for loss or damage resulting from improper use, handling or failure to follow installation instructions. Follow recommended warnings and/or advisories provided.

Efflorescence

Efflorescence is a naturally occurring process in all concrete products which may appear in the form of a white powdery film on the unit's surface. Efflorescence may be more perceivable in darker colors. It does not, in any way, compromise the functionality or the structural integrity of the product or your installation. Although efflorescence cannot be prevented, it will wash off over time or it can be cleaned with a recommended industry cleaner. County Materials accepts no responsibility or liability for the occurrence of efflorescence.

Joint Material

Joint material should be installed according to industry standards and the manufacturers specifications; joint material should be completely removed from the surface of the pavers. County Materials only recommends natural sand (as specified by ASTM C144) as the preferred paver jointing material for use with County Materials' concrete pavers, along with a sand joint stabilizer from either Surebond or Prosoco. Polymeric sands should not be used on pavers with heavily textured surfaces, including Hammered, Hammered Tumbled and Rough Estate textures. If you choose to use a polymeric sand with County Materials' pavers, we recommend you first test the material in a small, low visibility area. County Materials accepts no responsibility or liability for the use of polymeric sand with our concrete pavers or any occurrence of polymeric haze or other undesired result.

Polymeric Haze

Polymeric haze from the use of polymeric joint sand may appear on your concrete paver products, especially if the sand was not installed properly or removed from the surface of the pavers properly. This does not, in any way, compromise the functionality or the structural integrity of the product or your installation. The hazing will weather away naturally with time and rain. Polymeric haze may be removed with a recommended industry cleaner; you are advised to contact your installer or the polymeric sand company directly for recommendations. County Materials accepts no responsibility or liability for the use of polymeric sand with our concrete pavers or any occurrence of polymeric haze or other undesired result.

Sealers


A concrete sealer application is not required or recommended by County Materials on our pavers and slabs. If sealing of concrete pavers and slabs is desired by the project owner, County Materials recommends consulting with the professional installer or a sealer product representative for recommended industry sealers that offer desired results; all instructions must be closely followed on the material packaging. There are many different sealing agents, and sealers are specific to application requirements and desired results. County Materials accepts no responsibility or liability for the use of sealers on our pavers and slabs.

Construction Residue

A possible by-product of cutting concrete units during installation with a saw is residue-filled water or concrete dust. Residue-filled water or re-hydrated dust can cling to the surface of units and leave a concrete stain. It is recommended to wash and remove the water or concrete dust from the surface of the pavers before it dries. Construction residue can also happen through soil disturbance or environmental elements. These contaminants should be removed immediately; they do not compromise the functionality or the structural integrity of the product or your installation. County Materials accepts no responsibility or liability for the occurrence of construction residue.

Compactor and Snow Removal Equipment


Textured paver and patio stone surfaces require a buffer between the plate compactor and the paver surface to prevent scuffing. Refer to County Materials' Interlocking Concrete Paver or Slab Installation Guidelines, or contact County Materials for information. Also, snow removal equipment should have the proper spacing, bumper, and rubber blade guards to protect the surface of the pavers. County Materials accepts no responsibility or liability for damage caused by the use of compaction or snow removal equipment that may leave scuffs, burns or other markings on pavers.



Elements Paving Stones™ -Serenity with Oasis-Tumbled border

Resources

For additional product information including technical data, specifications, or specific product brochures and catalogs, visit our Resources page on our website at: www.countymaterials.com/resources.








ARCAT/BIM Specifications

County Materials posts product specifications on the ARCAT website. To be directed to County Materials' ARCAT page, open the Product Specifications folder from the Resources page, click on ARCAT/Bim and then find the appropriate link you are looking for.



SRW Engineered Retaining Wall Manuals

We offer Engineered Retaining Wall Manuals by Hardscape Technical Services for County Block, County Block Jumbo, Rib Rock, Tribute and Integrity Retaining Wall Systems. Contact your local County Materials Sales Representative on how to obtain one of these manuals or go online to our Resources page where you can download one for free under Product Installation & Maintenance Guides.



County Materials' Authorized Contractor Program

County Materials offers our Authorized Contractor Program for professional landscape contractors. A County Materials' Authorized Contractor is dedicated to performing and conducting all business in a professional, ethical manner, including providing workmanship excellence and the highest quality service to their clients. They are also committed to practicing and upholding the professional principles and standards set by the landscape industry for interlocking paver and retaining wall installations.

Our company provides authorized contractors with a range of industry education and resources designed to strengthen sales and enhance hardscape installation practices. Contractors who participate in and meet all requirements have access to numerous advantages, including being eligible to receive qualified leads through County Materials' referral system, rebates on product purchases, industry certification scholarships, and more. Details are available by talking to your County Materials' sales representative.



Table of Contents

Part I: Pavers, Slabs and Outdoor Living Products

Tranquility Pavers®	page 108
Elements Paving Stones™	page 110
H ₂ O Pro Pavers® Permeable	page 114
Renewable Pavers™ Permeable	page 117
Renewable Pavers™ Sandset	page 118
Destination Pavers®	page 119
Unity Pavers™	page 121
Impressions Pavers™	page 123
Milestone Pavers®	page 125
Grand Milestone Pavers™	page 126
Lifestyle Pavers®	page 127
Grand Lifestyle Pavers®	page 128
Crest Bullnose Pavers™	page 130
Dimetta Pavers®	page 130
Grass Pavers	page 132
Surefoot® Pavers	page 133
Patio Stones	page 134
Smooth Round Patio Stones	page 134
Smooth Square Patio Stones	page 134
Brickface Patio Stones	page 134
Veranda & Courtyard Patio Stones	page 135
Patio Block	page 135
Bullet Edger	page 135
Paver Sand	page 136
Edging	page 136
Paver Lights	page 136
Cleaners and Enhancers	page 136
Landscape Fabric	page 137
Adhesive	page 137
Fire Rings	page 137
Outdoor Living Products	page 138
Summit Stone® Landscape Unit	page 138
Summit Stone® Standard Fireplace	page 140
Summit Stone® Double Woodbox Fireplace	page 140
Summit Stone® Corner Fireplace	page 141
Summit Stone® Firepit and Serpentine Wall Designs ..	page 141
Stone Age Fireplace-New Age™	page 142
Stone Age Fireplace-New Age™ w/Wood Storage Boxes	page 142

Stone Age 6' Kitchen Island	page 143
Stone Age 9' Kitchen Island	page 143
Stone Age Fire Pits	page 144
Stone Age Contractor Series Fireplace 36"	page 145
Stone Age Contractor Series Fireplace 48"	page 145
Stone Age Contractor Series Chimney Section	page 145
Stone Age Standard Model Fireplace 36"	page 146
Stone Age Standard Model Fireplace Wood Storage Boxes (Square and Arched)	page 146
Stone Age Veranda™ Fireplace	page 147
Stone Age STR Series 9' & 12' Straight Island w/Top ..	page 148
Stone Age F Series 9' Fan Fold Island w/Top	page 148
Stone Age FF Series 12' Double Fan Fold Island w/Top	page 148
Stone Age L Series 12, 15 & 18" L" Shaped Island w/Top	page 149
Stone Age Backsplash & Counter Height Extension Kit	page 150
Stone Age Amerigo™ Pizza Oven	page 150
Stone Age Amerigo™ Pizza Oven Cabinets	page 151

Part II: Retaining Walls

County Block® Retaining Wall Splitface	page 152
County Block® Retaining Wall Rustic	page 152
Tribute® Retaining Wall Splitface	page 153
Tribute® Retaining Wall Rustic	page 153
Oversize Rib Rock Landscape Block	page 154
Winston® Retaining Wall Straight	page 155
Winston® Retaining Wall Tri-Split	page 155
Integrity™ Retaining Wall Splitface	page 156
Integrity™ Retaining Wall Rustic	page 156
County Cub® Landscape Unit	page 157
Terrace Stone® Retaining Wall	page 157
Stonewall® SELECT® Retaining Wall	page 158
Navaro® Retaining Wall	page 158
Freedom™ Retaining Wall Junior	page 159
Freedom™ Retaining Wall Standard	page 160
Landscape Step Unit	page 163
Oversize Landscape Step Unit	page 163
Geogrid	page 163
Wall Caps Splitface	page 164
Wall Caps Rustic	page 164
Bin Block	page 165

Table of Contents

Part III: Natural Stone

Natural Stone page 166

Palletized Fieldstone page 166

 Bulk Cobblestone page 166

 Outcropping Boulders page 166

 Palletized Outcropping Boulders page 167

Fond du Lac Outcropping Stone page 167

Natural Stone Drywall page 167

Natural Stone Steppers page 168

Bulk Bag Aggregates page 168

River Run® & Hidden Trails™ Bagged Landscape Products . page 169

Part IV: Site Amenities

Air Conditioner Pad page 170

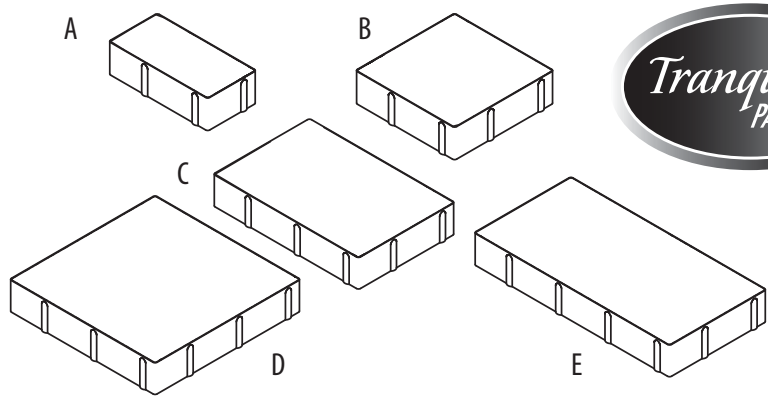
Parking Curb page 170

Pole Pad page 171

Splash Block page 171

We value your business. Please contact your County Materials’ representative for specific information on products, and their availability in your area.

www.countymaterials.com

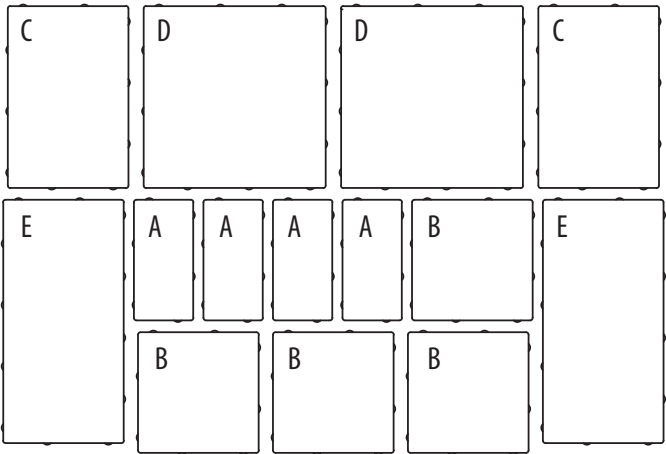
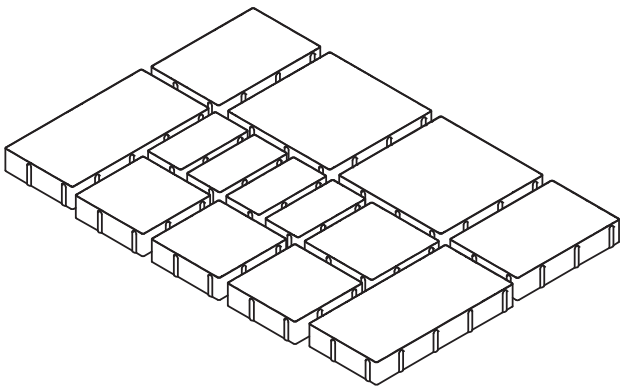


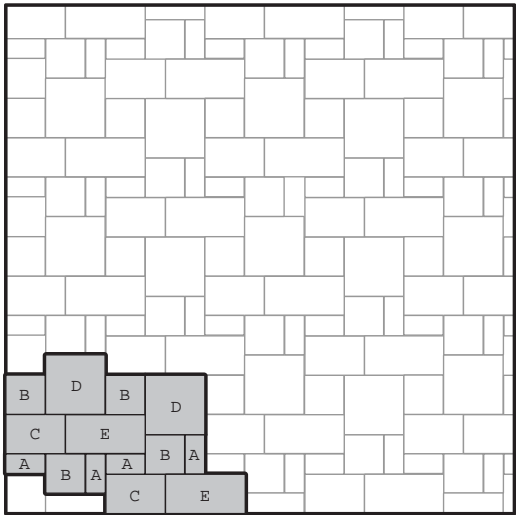
Product	Size D x H x L (inches an mm)
Tranquility-A	9 ¹ / ₄ x 2 ³ / ₄ x 4 ⁵ / ₈ 235 x 70 x 117
Tranquility-B	9 ¹ / ₄ x 2 ³ / ₄ x 9 ¹ / ₄ 235 x 70 x 235
Tranquility-C	14 x 2 ³ / ₄ x 9 ³ / ₄ 356 x 70 x 248
Tranquility-D	14 x 2 ³ / ₄ x 14 356 x 70 x 356
Tranquility-E	18 ¹ / ₄ x 2 ³ / ₄ x 9 ³ / ₄ 464 x 70 x 248

SF/ Layer	Layers/ Pallet	SF/ Pallet	Lbs./ Pallet
10.77	8	86.16	2750


Note:
Textured paver and patio stone surfaces require a buffer between the plate compactor and the paver surface to prevent scuffing. Refer to County Materials' Interlocking Concrete Paver or Slab Installation Guidelines, or contact County Materials for information.

Tranquility Pavers® Layer Pattern





Tranquility Pattern 1

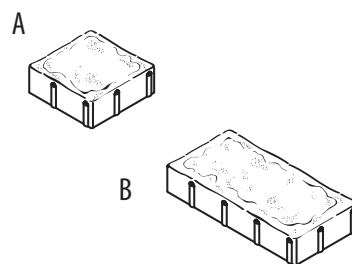
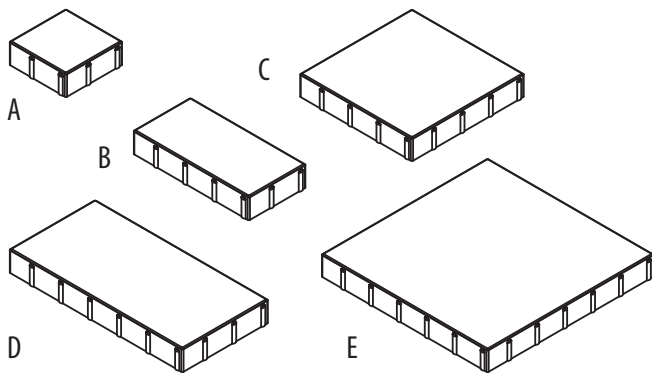


Tranquility Pattern 2



Non-Tumbled


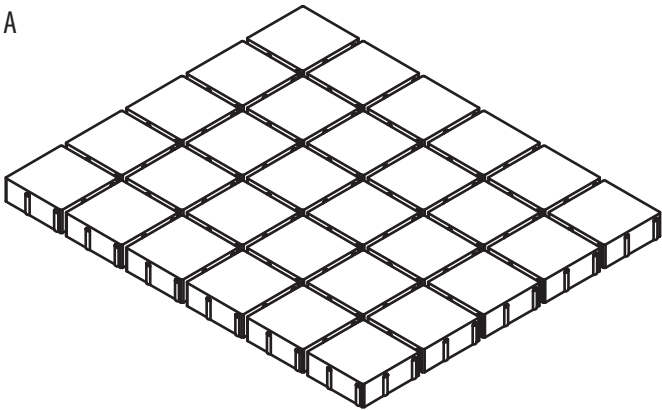
Tumbled




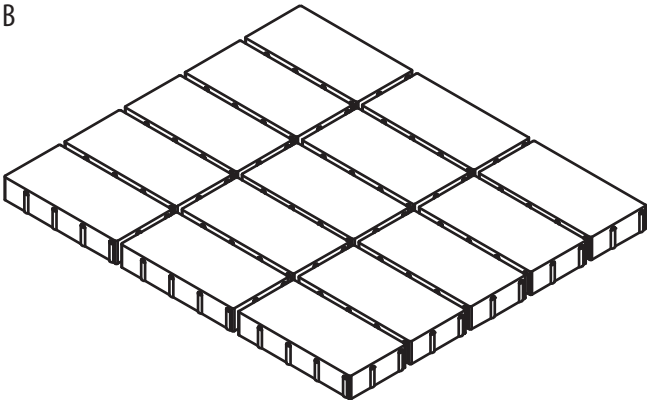
Product	Size D x H x L (inches and mm)	SF/ Unit	Units/SF	SF/ Layer	Layers/ Pallet	SF/ Pallet	Units/ Layer	Units/ Pallet	Lbs./ Pallet
Elements-A (8 x 8)	8 x 2 ³ / ₄ x 8 203 x 70 x 203	.44	2.25	13.33	8	106.64	30	240	3380
Elements-B (8 x 16)	8 x 2 ³ / ₄ x 16 203 x 70 x 406	.89	1.13	13.33	8	106.64	15	120	3305
Elements-C (16 x 16)	16 x 2 ³ / ₄ x 16 406 x 70 x 406	1.78	.56	16.02	6	96.12	9	54	3080
Elements-D (12 x 24)	12 x 2 ³ / ₄ x 24 304 x 70 x 609	2	.5	12	8	96	6	48	3130
Elements-E (24 x 24)	24 x 2 ³ / ₄ x 24 609 x 70 x 609	4	.25	8	8	64	2	16	2095

* Textured paver and patio stone surfaces require a buffer between the plate compactor and the paver surface to prevent scuffing. Refer to County Materials' Interlocking Concrete Paver or Slab Installation Guidelines, or contact County Materials for information.


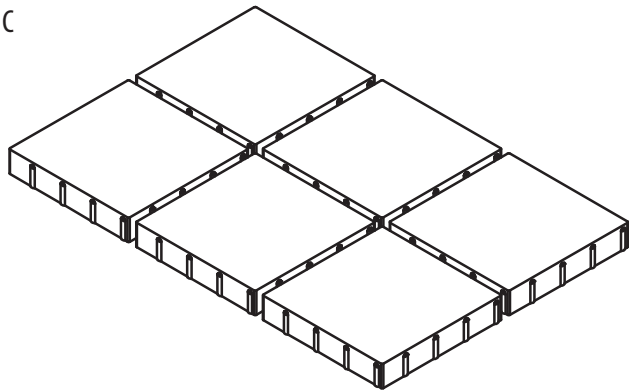
A

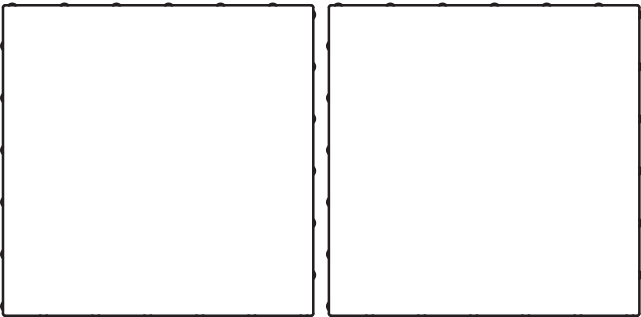
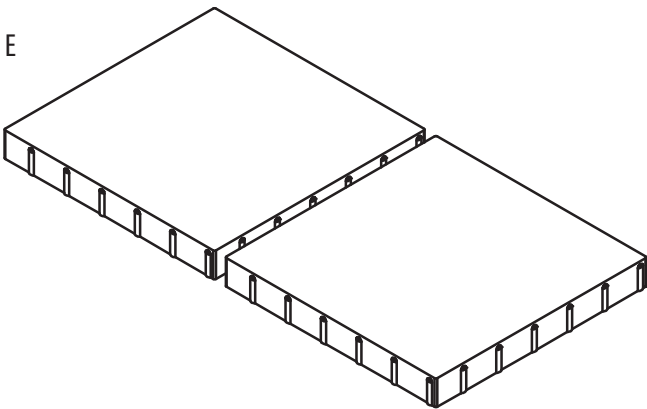
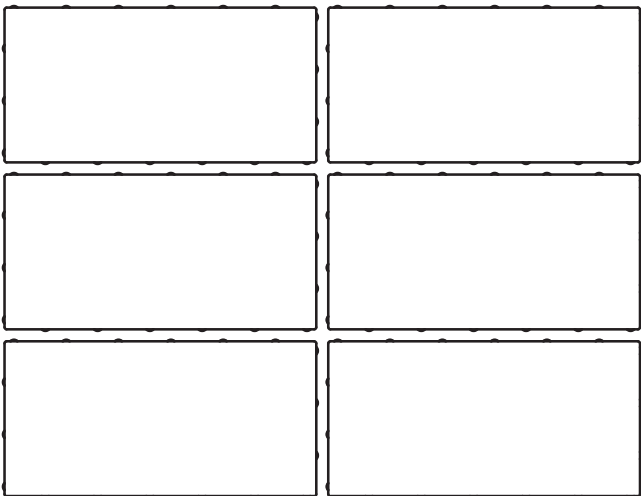
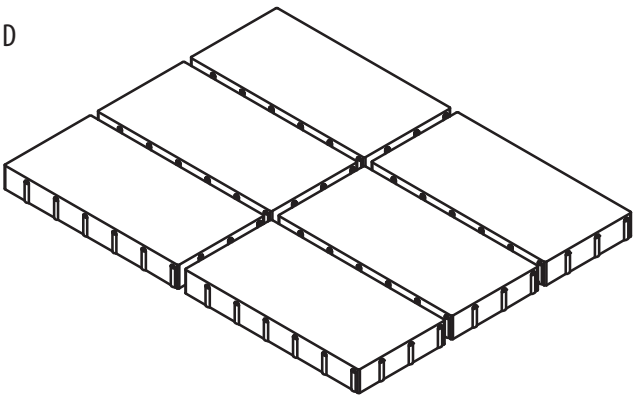


B

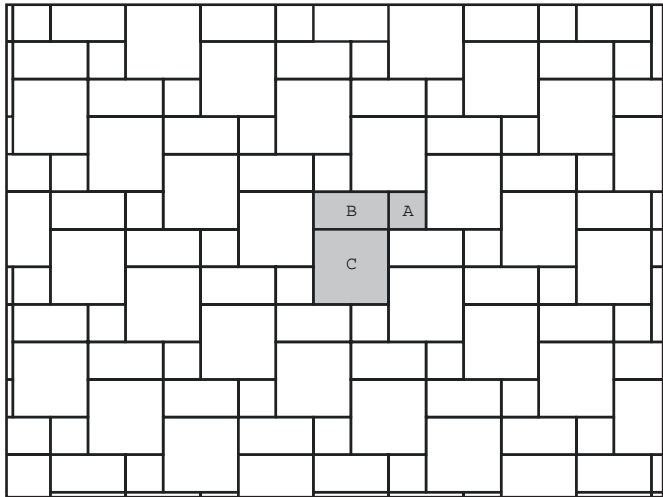


C

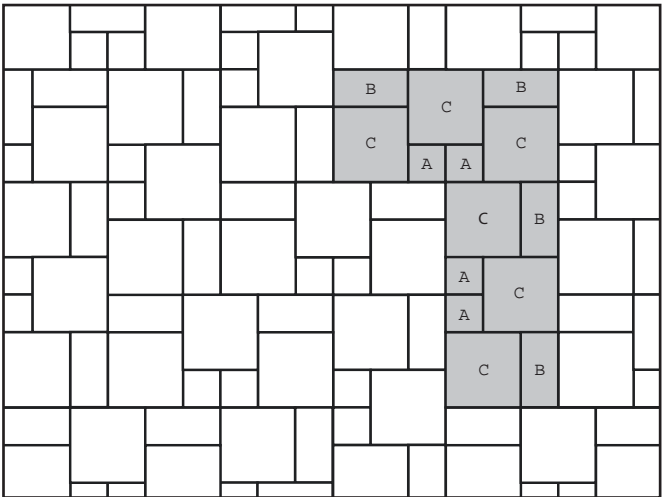




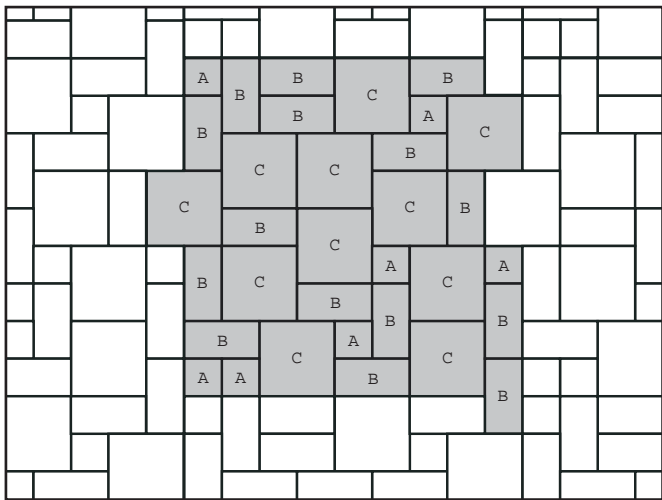
Elements Paving Stones™ Installation Patterns



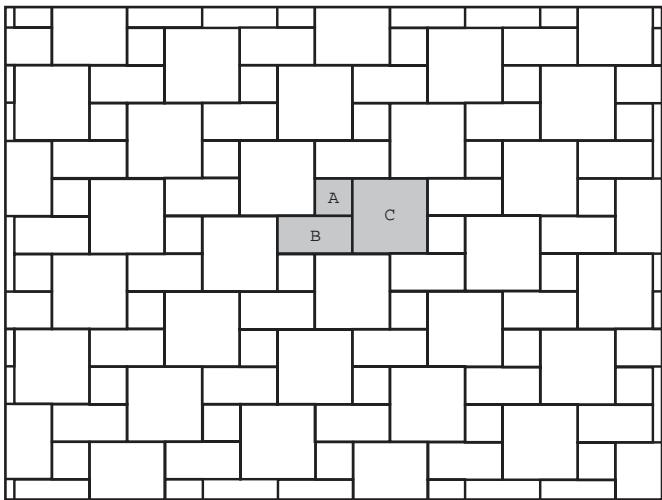
Elements Pattern 1



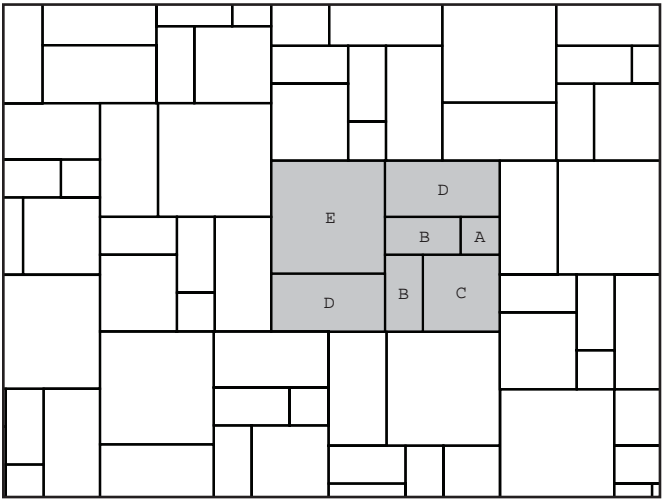
Elements Pattern 2



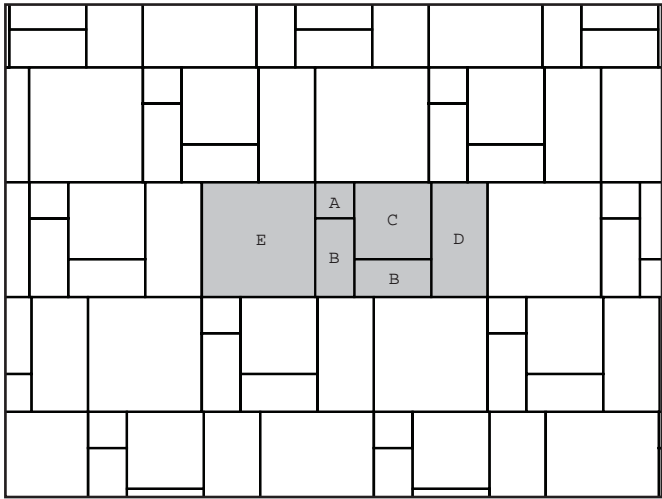
Elements Pattern 3



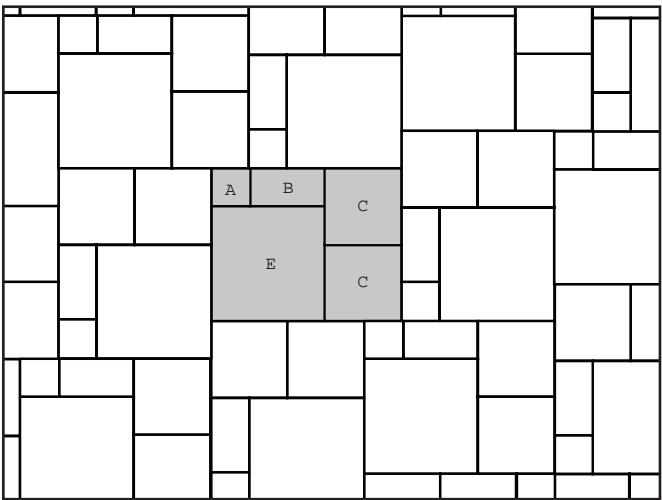
Elements Pattern 4



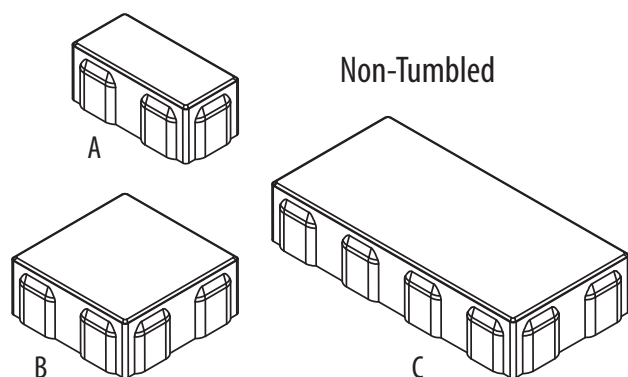
Elements Pattern 5



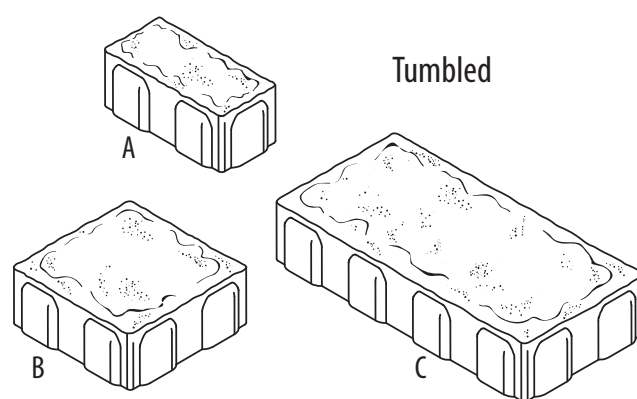
Elements Pattern 6



Elements Pattern 7



Non-Tumbled

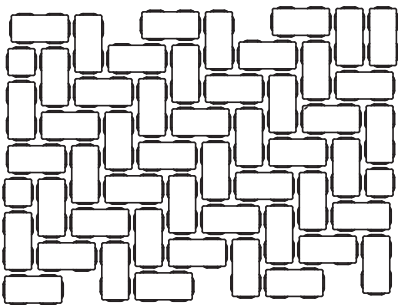



Tumbled


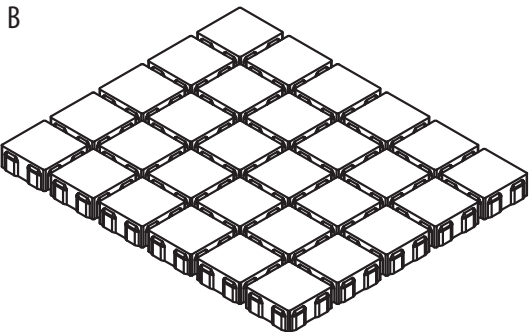
Product	Size D x H x L (inches and mm)	SF/ Unit	Units/ SF	SF/ Layer	Layers/ Pallet	SF/ Pallet	Units/ Layer	Units/ Pallet	Lbs./ Pallet
H ₂ O Pro-A (4 x 8)	4 x 3 ¹ / ₈ x 8 102 x 80 x 203	.22	4.5	11	8	88	50	400	3085
H ₂ O Pro-B (8 x 8)	8 x 3 ¹ / ₈ x 8 203 x 80 x 203	.44	2.25	13.2	8	105.6	30	240	3695
H ₂ O Pro-C (8 x 16)	8 x 3 ¹ / ₈ x 16 203 x 80 x 406	.89	1.13	13.2	8	105.6	15	120	3820

*Textured paver and patio stone surfaces require a buffer between the plate compactor and the paver surface to prevent scuffing. Refer to County Materials' Interlocking Concrete Paver or Slab Installation Guidelines, or contact County Materials for information.

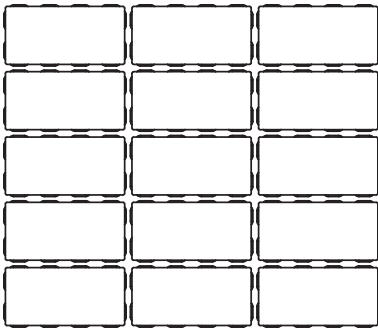
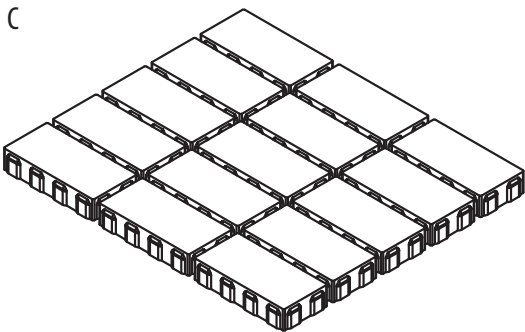
A




B

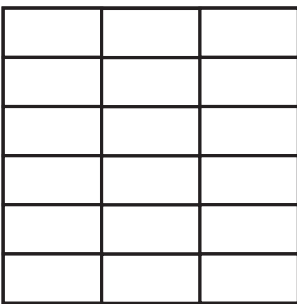


C

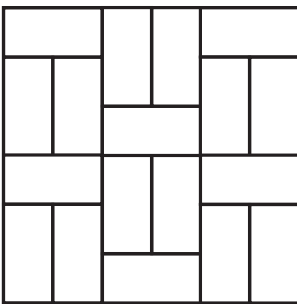




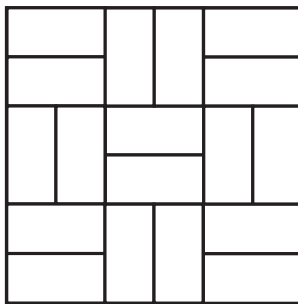
H₂O Pro A or C Units Pattern 1



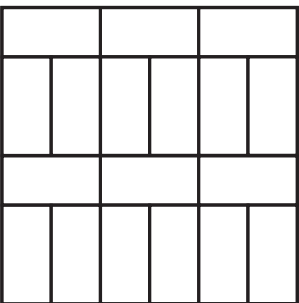
H₂O Pro A or C Units Pattern 2



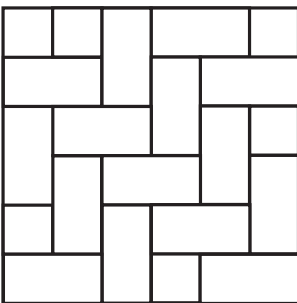
H₂O Pro A or C Units Pattern 3




H₂O Pro A or C Units Pattern 4



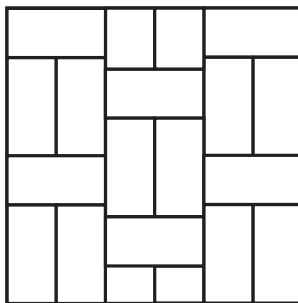
H₂O Pro A or C Units Pattern 5



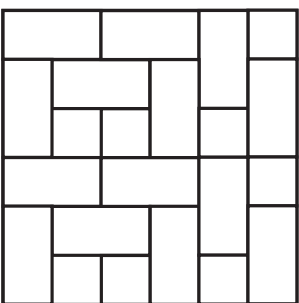
H₂O Pro A or C Units Pattern 6



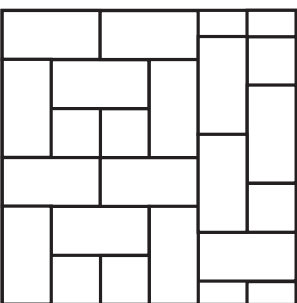
H₂O Pro A or C Units Pattern 7



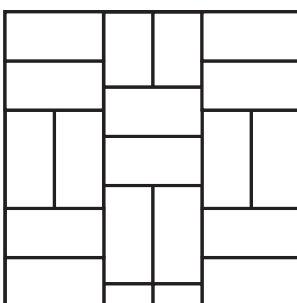
H₂O Pro A or C Units Pattern 8



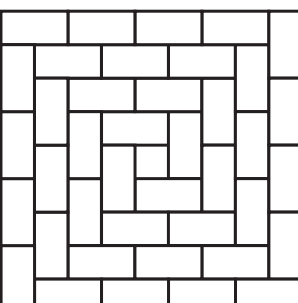
H₂O Pro A or C Units Pattern 9



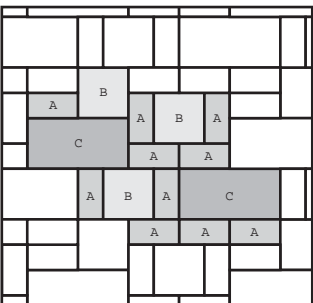
H₂O Pro A or C Units
Pattern 10



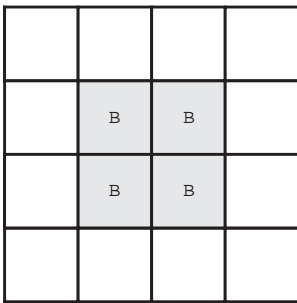
H₂O Pro A or C Units
Pattern 11



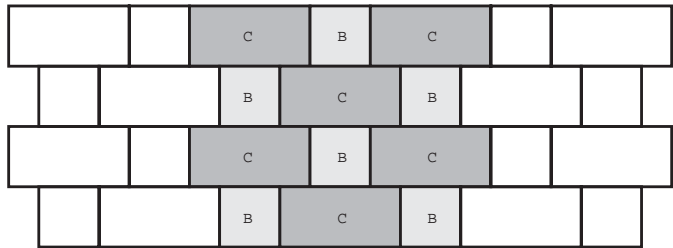
H₂O Pro A or C Units
Pattern 12



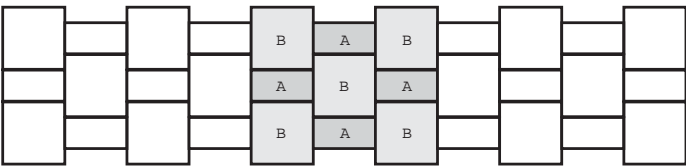
H₂O Pro A, B & C Units Pattern 13



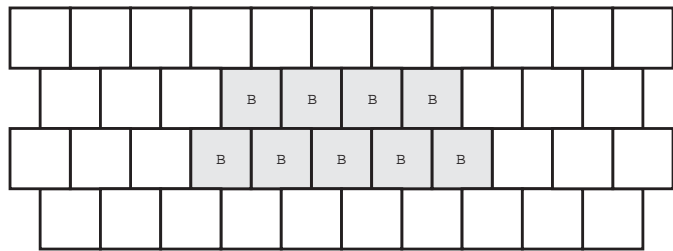
H₂O Pro B Units
Pattern 14



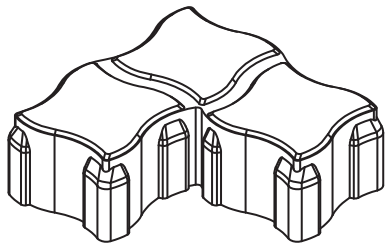
H₂O Pro B & C Units Pattern 15



H₂O Pro A & B Units Pattern 16



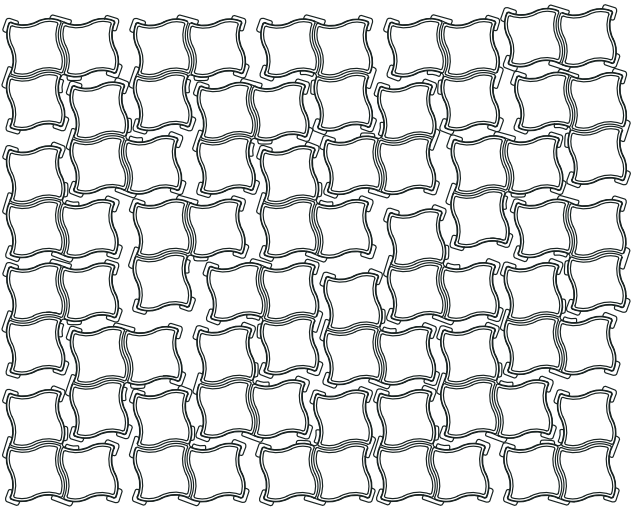
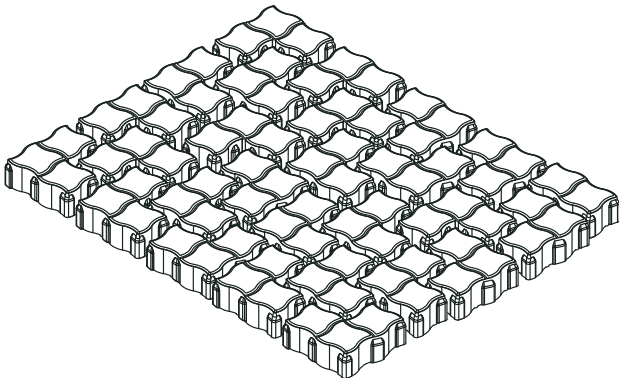
H₂O Pro B Units Pattern 17

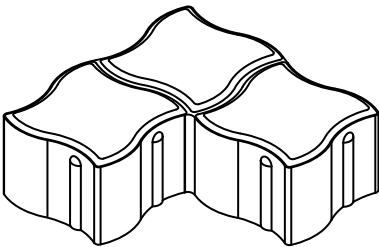


Product	Size D x H x L (inches and mm)	SF/ Unit	Units/ SF	SF/ Layer	Layers/ Pallet	SF/ Pallet	Units/ Layer	Units/ Pallet	Lbs./ Pallet
Permeable	8 ⁵ / ₈ x 3 ¹ / ₈ x 8 ⁵ / ₈ 219 x 80 x 219	.4	2.5	10	8	80	25	200	2850

* Textured paver and patio stone surfaces require a buffer between the plate compactor and the paver surface to prevent scuffing. Refer to County Materials' Interlocking Concrete Paver or Slab Installation Guidelines, or contact County Materials for information.

Renewable Pavers™ Permeable Layer Pattern


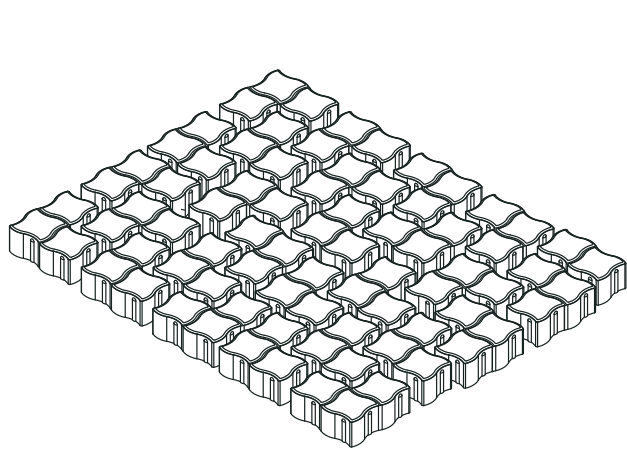


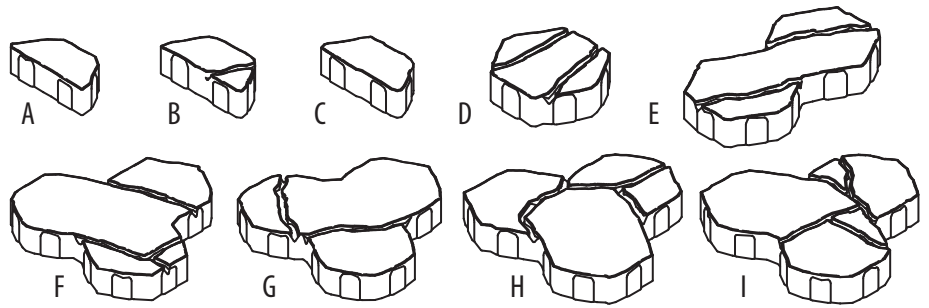


Product	Size D x H x L (inches and mm)	SF/ Unit	Units/ SF	SF/ Layer	Layers/ Pallet	SF/ Pallet	Units/ Layer	Units/ Pallet	Lbs./ Pallet
Sandset	8 ⁵ / ₈ x 3 ¹ / ₈ x 8 ⁵ / ₈ 219 x 80 x 219	.4	2.5	10	8	80	25	200	3065

* Textured paver and patio stone surfaces require a buffer between the plate compactor and the paver surface to prevent scuffing. Refer to County Materials’ Interlocking Concrete Paver or Slab Installation Guidelines, or contact County Materials for information.

Renewable Pavers™ Sandset Layer Pattern



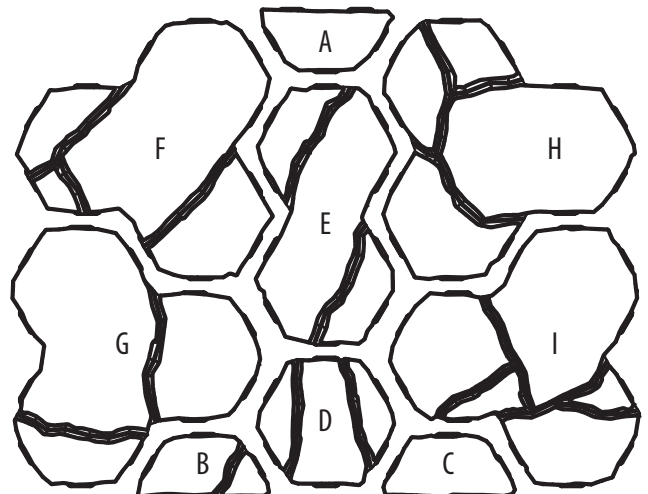



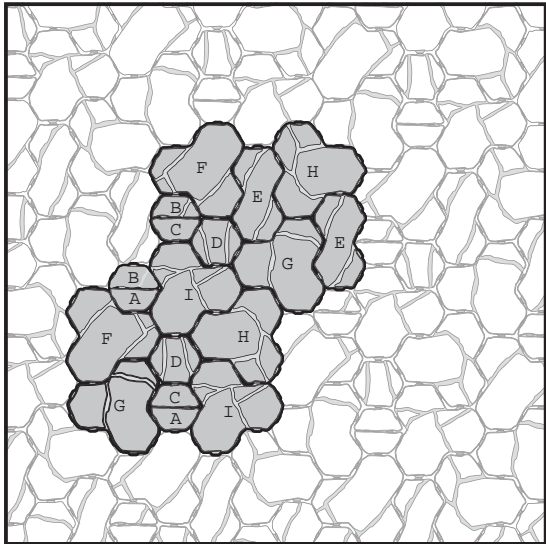
Product	Size D x H x L (inches and mm)
Destination-A	3 1/8 H (D & L Vary) 80 H
Destination-B	3 1/8 H (D & L Vary) 80 H
Destination-C	3 1/8 H (D & L Vary) 80 H
Destination-D	3 1/8 H (D & L Vary) 80 H
Destination-E	3 1/8 H (D & L Vary) 80 H
Destination-F	3 1/8 H (D & L Vary) 80 H
Destination-G	3 1/8 H (D & L Vary) 80 H
Destination-H	3 1/8 H (D & L Vary) 80 H
Destination-I	3 1/8 H (D & L Vary) 80 H

SF/ Layer	Layers/ Pallet	SF/ Pallet	Lbs./ Pallet
11.11	8	88.88	2970

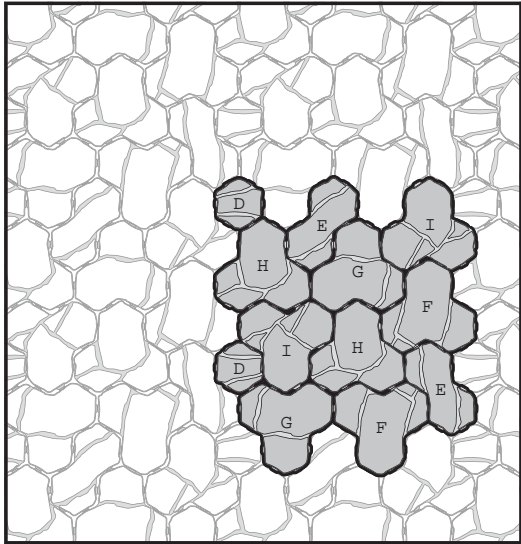
Note:

Textured paver and patio stone surfaces require a buffer between the plate compactor and the paver surface to prevent scuffing. Refer to County Materials' Interlocking Concrete Paver or Slab Installation Guidelines, or contact County Materials for information.

Destination Pavers® Layer Pattern


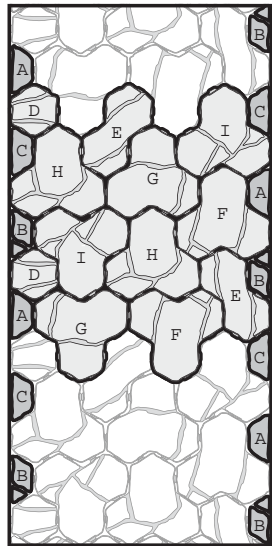


Destination Pattern 1



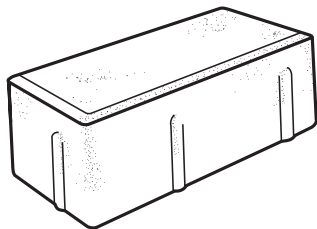
Destination Pattern 2

Destination Pavers® Sidewalk Installation Pattern

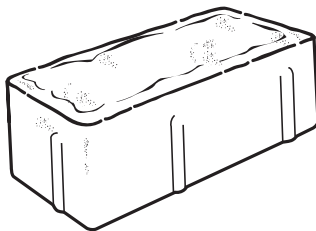


Destination Sidewalk Pattern 1
Approximately 57.5" in width

Non-Tumbled



Tumbled



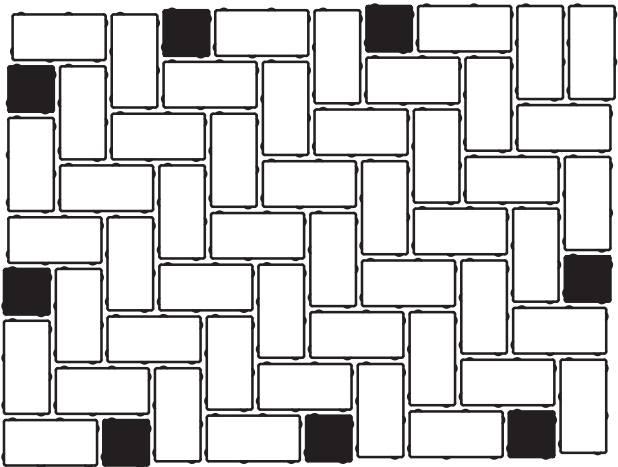

Product	Size D x H x L (inches and mm)	SF/ Unit	Units/ SF	SF/ Layer	Layers/ Pallet	SF/ Pallet	Units/ Layer	Units/ Pallet	Lbs./ Pallet
Unity Pavers	4 x 2 ³ / ₄ x 8 102 x 70 x 203	.22	4.5	11	8	88	50	400	2820

* Textured paver and patio stone surfaces require a buffer between the plate compactor and the paver surface to prevent scuffing. Refer to County Materials' Interlocking Concrete Paver or Slab Installation Guidelines, or contact County Materials for information.

Unity Paver applications:


- Pavers can be installed on their own as machine-layable pavers
- Use as a border unit for other paver series
- Work in conjunction with Elements Paving Stones as an additional size module for random patterns

Unity Pavers™ Layer Pattern

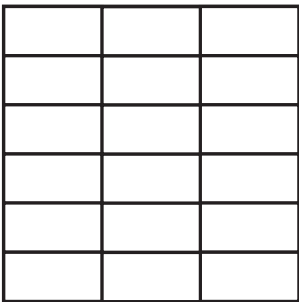


Note: 4 x 4 fillers (see black squares in illustrations) are used to keep the integrity of a layer when placed by a machine. They are no charge and not sold separately. If 4 x 4 fillers are used in a pattern and more are needed, installers can cut 4 x 8 pavers in half and install where needed.

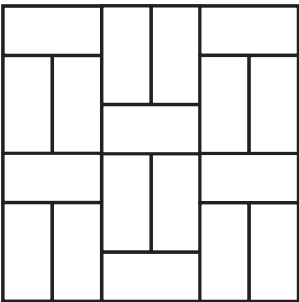
Note: Because of our tumbling/hammered process, the layer pattern on a pallet of tumbled/hammered pavers will not match the layer pattern as illustrated above. Tumbled/Hammered pavers also include (8) 4 x 4 fillers in each layer. The fillers are no charge and not sold separately. If fillers are used in a pattern and more are needed, installers can cut 4 x 8 pavers in half and hammer them to get the tumbled or hammered look.



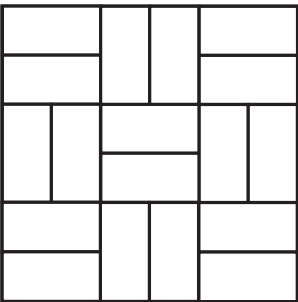
Unity Paver Pattern 1




Unity Paver Pattern 2




Unity Paver Pattern 3




Unity Paver Pattern 4



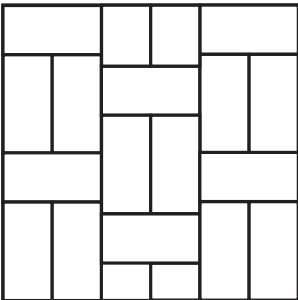
Unity Paver Pattern 5



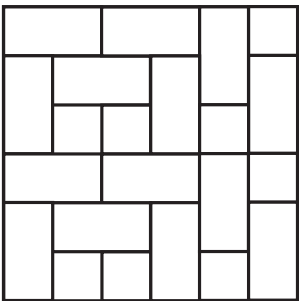
Unity Paver Pattern 6



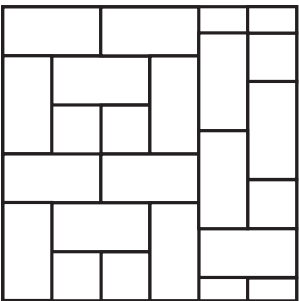
Unity Paver Pattern 7



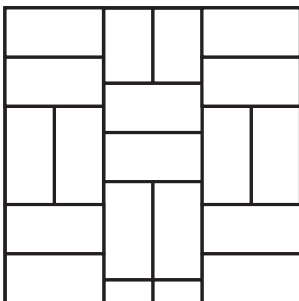
Unity Paver Pattern 8



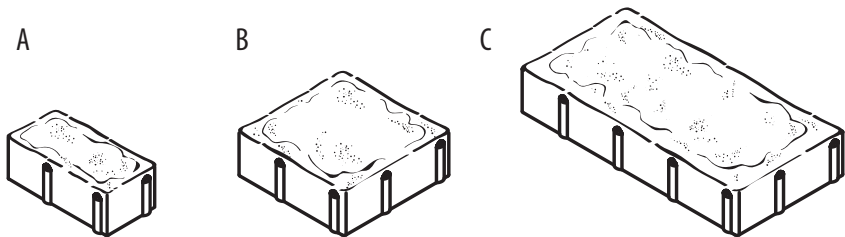
Unity Paver Pattern 9



Unity Paver Pattern 10



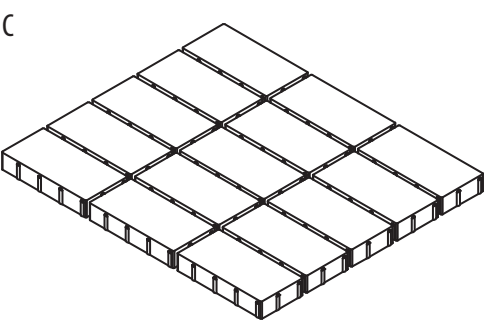
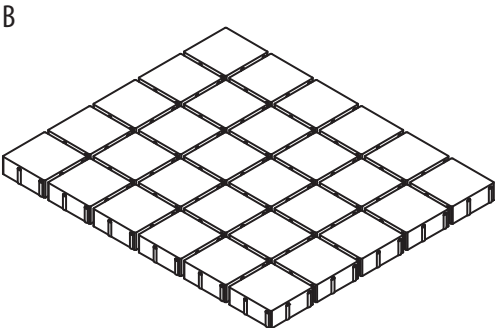
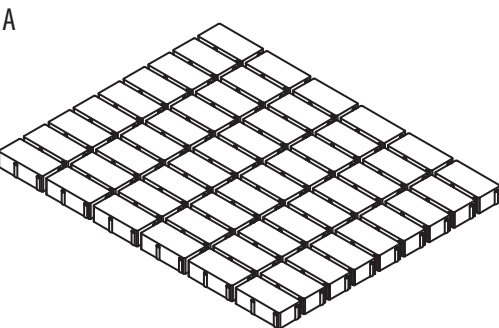
Unity Paver Pattern 11



Product	Size D x H x L (inches and mm)	SF/ Unit	Units/ SF	SF/ Layer	Layers/ Pallet	SF/ Pallet	Units/ Layer	Units/ Pallet	Lbs./ Pallet
Impressions-A (4 x 8)	4 x 2 ³ / ₄ x 8 102 x 70 x 203	.22	4.5	11	8	88	50	400	2996
Impressions-B (8 x 8)	8 x 2 ³ / ₄ x 8 203 x 70 x 203	.44	2.25	13.33	8	106.64	30	240	3596
Impressions-C (8 x 16)	8 x 2 ³ / ₄ x 16 203 x 70 x 406	.89	1.13	13.33	8	106.64	15	120	3637

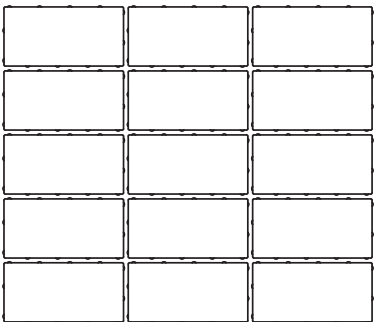


* Textured paver and patio stone surfaces require a buffer between the plate compactor and the paver surface to prevent scuffing. Refer to County Materials' Interlocking Concrete Paver or Slab Installation Guidelines, or contact County Materials for information.

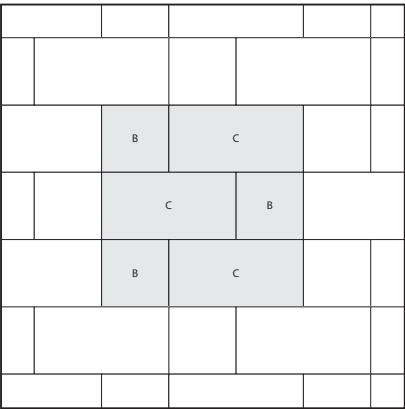
Impressions Pavers™ Layer Patterns



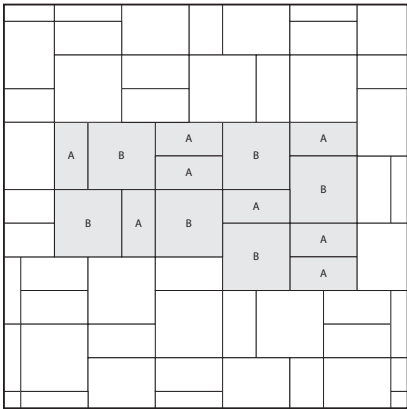
Note: Because of our tumbling process, the layer pattern on a pallet will not match the layer pattern illustrated for "A" pavers.

Layers on "A" pavers also include (8) 4 x 4 fillers in each layer. They do not affect the number of SF of 4 x 8 pavers on a layer. The fillers are no charge.

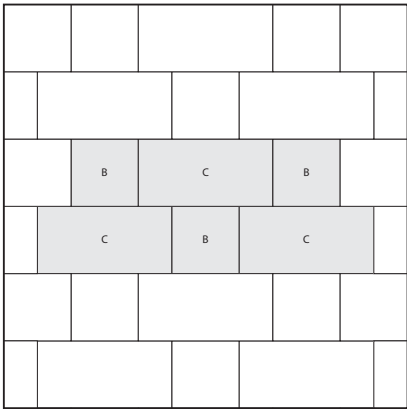




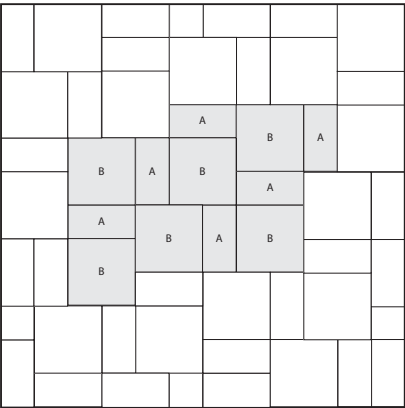
Impressions Pavers Pattern 1



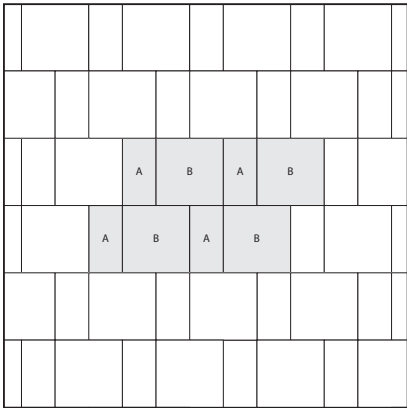
Impressions Pavers Pattern 2



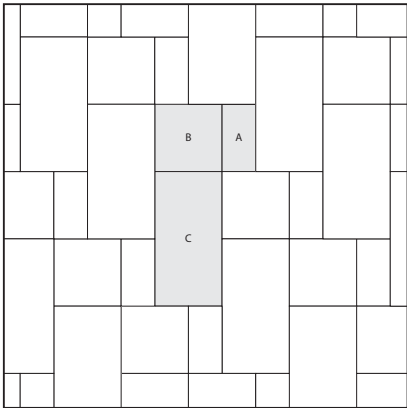
Impressions Pavers Pattern 3



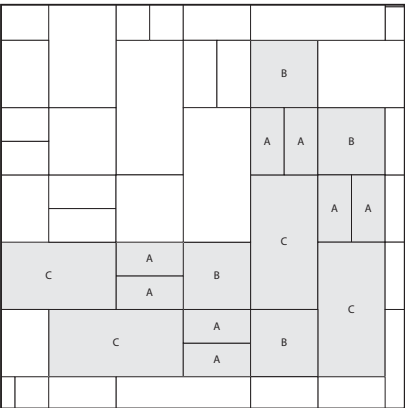
Impressions Pavers Pattern 4



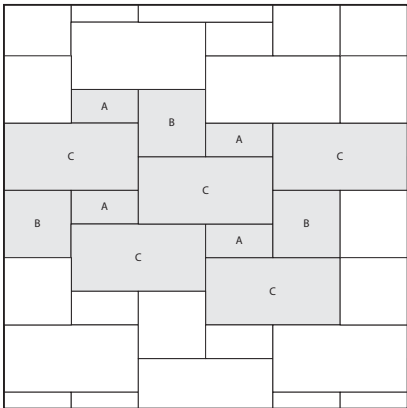
Impressions Pavers Pattern 5



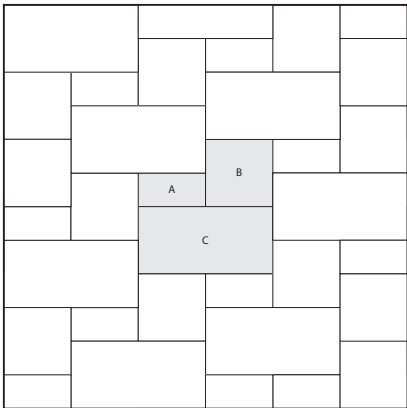
Impressions Pavers Pattern 6



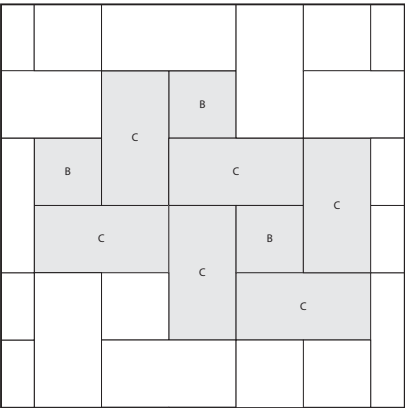
Impressions Pavers Pattern 7



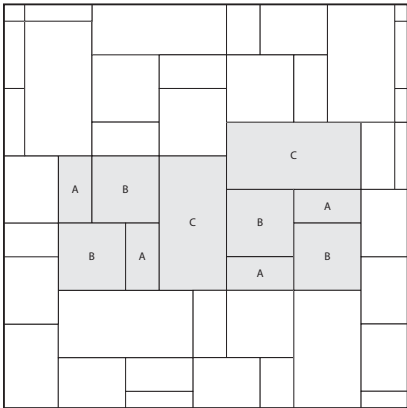
Impressions Pavers Pattern 8



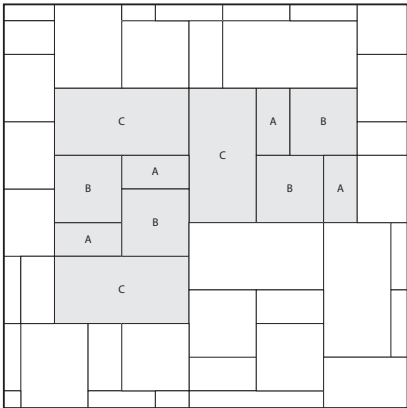
Impressions Pavers Pattern 9



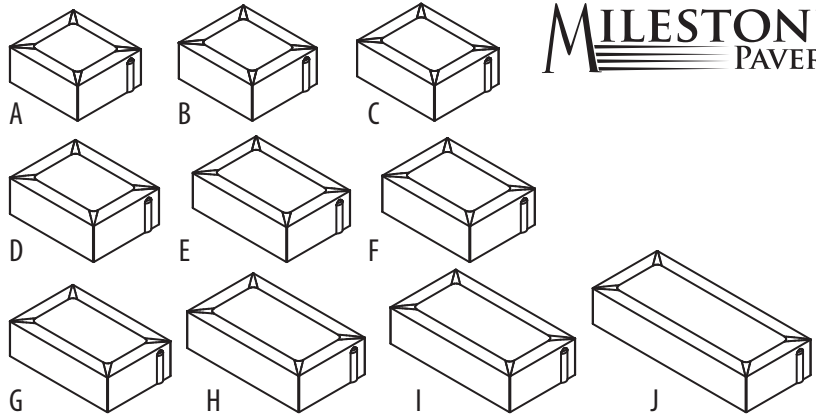
Impressions Pavers Pattern 10



Impressions Pavers Pattern 11



Impressions Pavers Pattern 12



MILESTONE
PAVERS®


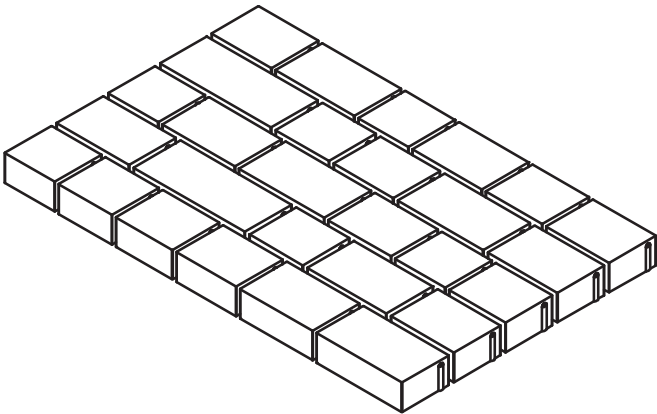
Product	Size D x H x L (inches and mm)
Milestone-A	$5\frac{3}{4} \times 2\frac{3}{4} \times 6\frac{1}{8}$ 146 x 70 x 156
Milestone-B	$5\frac{3}{4} \times 2\frac{3}{4} \times 6\frac{1}{2}$ 146 x 70 x 166
Milestone-C	$5\frac{3}{4} \times 2\frac{3}{4} \times 6\frac{15}{16}$ 146 x 70 x 176
Milestone-D	$5\frac{3}{4} \times 2\frac{3}{4} \times 7\frac{3}{8}$ 146 x 70 x 186
Milestone-E	$5\frac{3}{4} \times 2\frac{3}{4} \times 7\frac{3}{4}$ 146 x 70 x 196
Milestone-F	$5\frac{3}{4} \times 2\frac{3}{4} \times 8\frac{1}{2}$ 146 x 70 x 216
Milestone-G	$5\frac{3}{4} \times 2\frac{3}{4} \times 9$ 146 x 70 x 226
Milestone-H	$5\frac{3}{4} \times 2\frac{3}{4} \times 9\frac{3}{4}$ 146 x 70 x 246
Milestone-I	$5\frac{3}{4} \times 2\frac{3}{4} \times 10\frac{1}{2}$ 146 x 70 x 266
Milestone-J	$5\frac{3}{4} \times 2\frac{3}{4} \times 13\frac{5}{8}$ 146 x 70 x 346

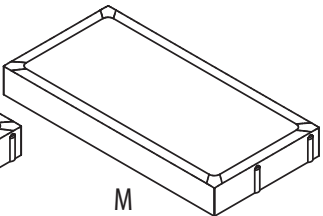
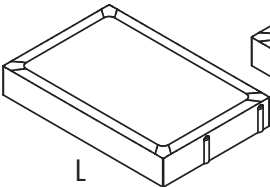
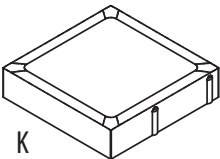
SF/ Layer	Layers/ Pallet	SF/ Pallet	Lbs./ Pallet
9.64	8	77.12	2470

Note:

Textured paver and patio stone surfaces require a buffer between the plate compactor and the paver surface to prevent scuffing. Refer to County Materials' Interlocking Concrete Paver or Slab Installation Guidelines, or contact County Materials for information.

Milestone Pavers® Layer Pattern



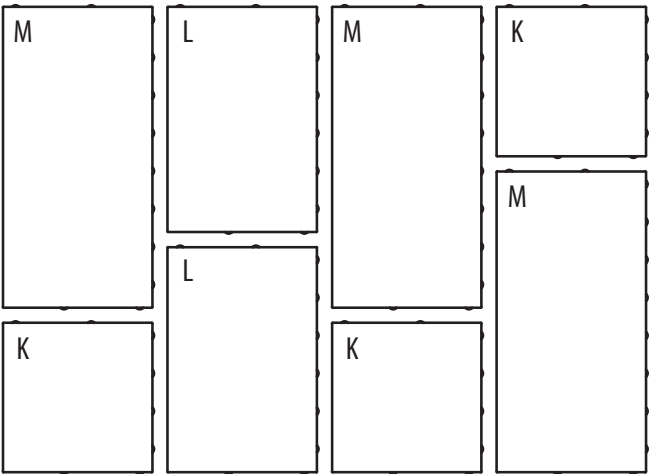
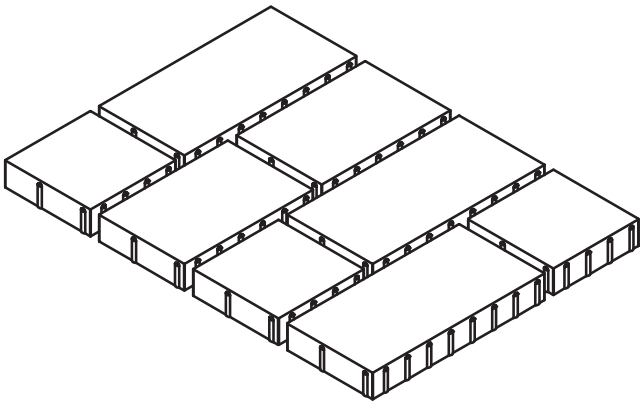


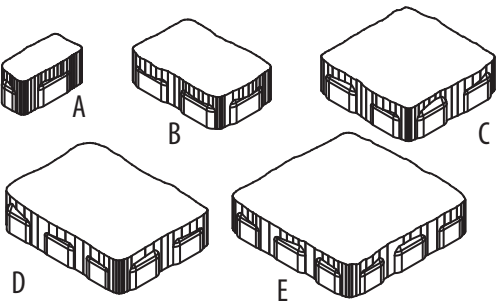
Product	Size D x H x L (inches and mm)
Grand Milestone-K	11 ⁵ / ₈ x 2 ³ / ₄ x 11 ⁵ / ₈ 296 x 70 x 296
Grand Milestone-L	11 ⁵ / ₈ x 2 ³ / ₄ x 17 ¹ / ₂ 296 x 70 x 446
Grand Milestone-M	11 ⁵ / ₈ x 2 ³ / ₄ x 23 ¹ / ₂ 296 x 70 x 596

SF/ Layer	Layers/ Pallet	SF/ Pallet	Lbs./ Pallet
11.36	8	90.88	2970

Note:
Textured paver and patio stone surfaces require a buffer between the plate compactor and the paver surface to prevent scuffing. Refer to County Materials' Interlocking Concrete Paver or Slab Installation Guidelines, or contact County Materials for information.

Grand Milestone Pavers™ Layer Pattern





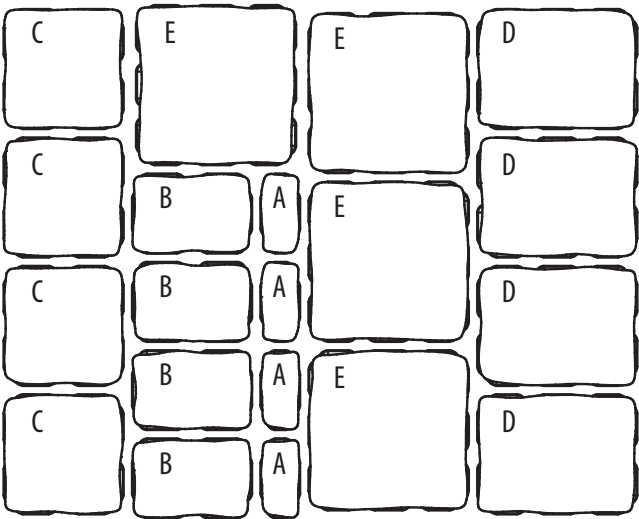
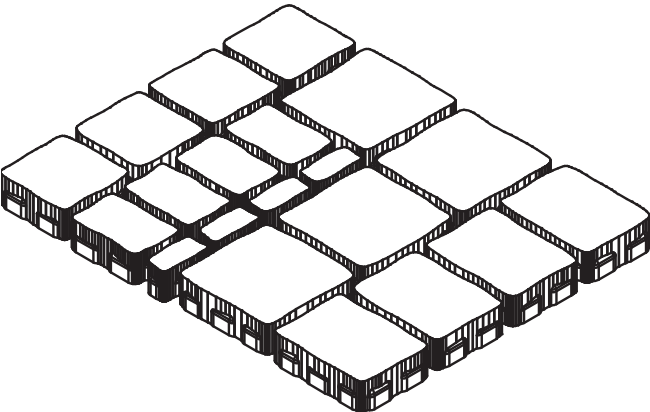
Product	Size D x H x L (inches and mm)
Lifestyle-A	$5^{15}/_{16} \times 2^{3}/_{4} \times 2^{15}/_{16}$ 153 x 70 x 76
Lifestyle-B	$5^{15}/_{16} \times 2^{3}/_{4} \times 8^{7}/_{8}$ 153 x 70 x 228
Lifestyle-C	$8^{7}/_{8} \times 2^{3}/_{4} \times 8^{7}/_{8}$ 228 x 70 x 228
Lifestyle-D	$8^{7}/_{8} \times 2^{3}/_{4} \times 11^{15}/_{16}$ 228 x 70 x 307
Lifestyle-E	$11^{15}/_{16} \times 2^{3}/_{4} \times 11^{15}/_{16}$ 307 x 70 x 307

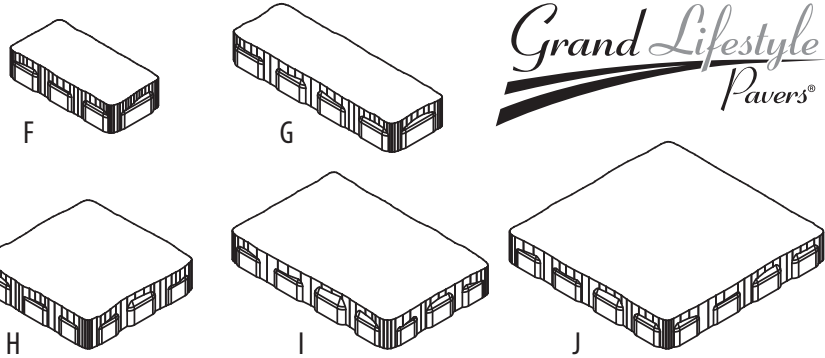

SF/Layer	Layers/ Pallet	SF/ Pallet	Lbs./ Pallet
11	8	88	2760

Note:

Textured paver and patio stone surfaces require a buffer between the plate compactor and the paver surface to prevent scuffing. Refer to County Materials' Interlocking Concrete Paver or Slab Installation Guidelines, or contact County Materials for information.

Lifestyle Pavers® Layer Pattern



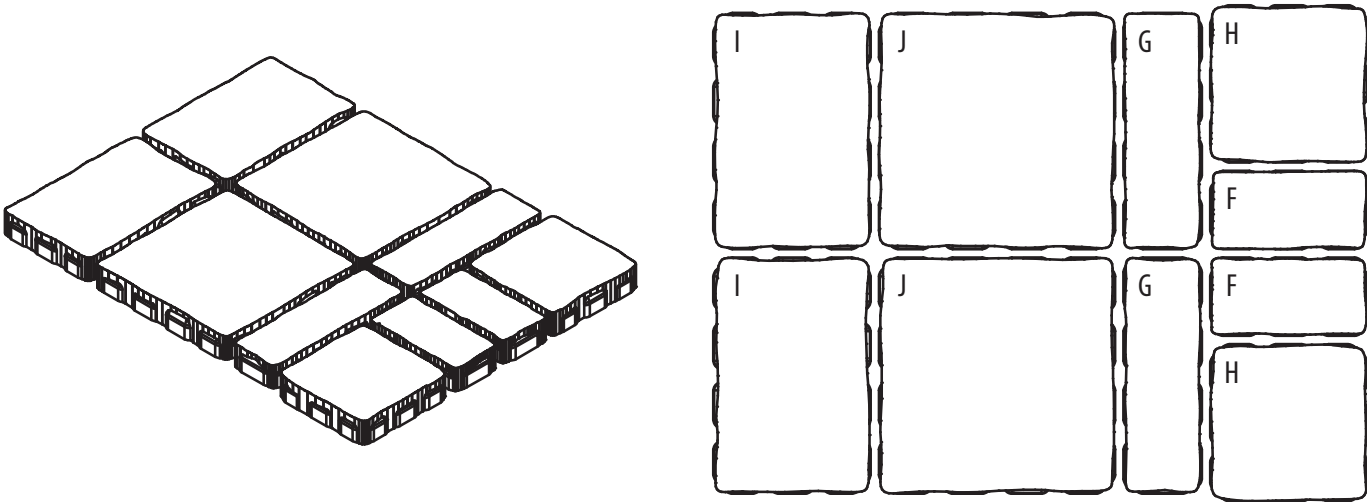


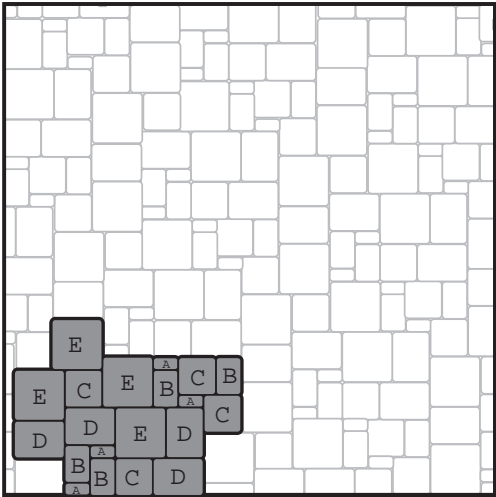
Product	Size D x H x L (inches and mm)
Grand Lifestyle-F	5 ¹⁵ / ₁₆ x 2 ³ / ₄ x 11 ¹⁵ / ₁₆ 153 x 70 x 307
Grand Lifestyle-G	5 ¹⁵ / ₁₆ x 2 ³ / ₄ x 17 ¹⁵ / ₁₆ 153 x 70 x 461
Grand Lifestyle-H	11 ¹⁵ / ₁₆ x 2 ³ / ₄ x 11 ¹⁵ / ₁₆ 307 x 70 x 307
Grand Lifestyle-I	11 ¹⁵ / ₁₆ x 2 ³ / ₄ x 17 ¹⁵ / ₁₆ 307 x 70 x 461
Grand Lifestyle-J	17 ¹⁵ / ₁₆ x 2 ³ / ₄ x 17 ¹⁵ / ₁₆ 461 x 70 x 461

SF/ Layer	Layers/ Pallet	SF/ Pallet	Lbs./ Pallet
12.33	8	98.64	3145

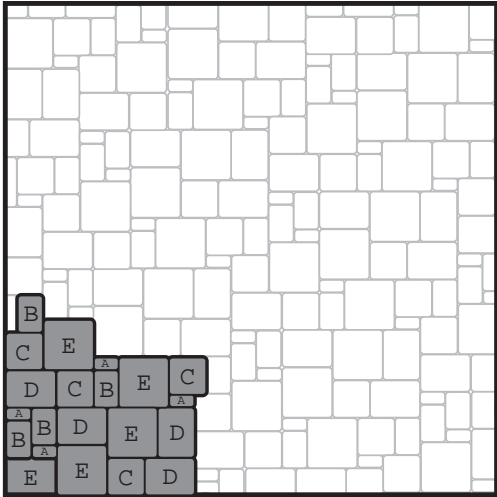
Note:
Textured paver and patio stone surfaces require a buffer between the plate compactor and the paver surface to prevent scuffing. Refer to County Materials' Interlocking Concrete Paver or Slab Installation Guidelines, or contact County Materials for information.

Grand Lifestyle Pavers® Layer Pattern



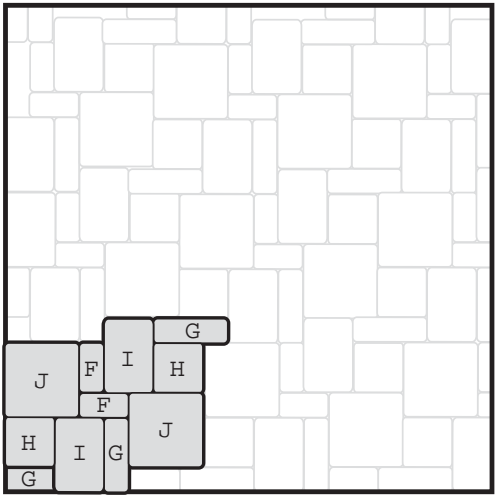


Lifestyle Pattern 1



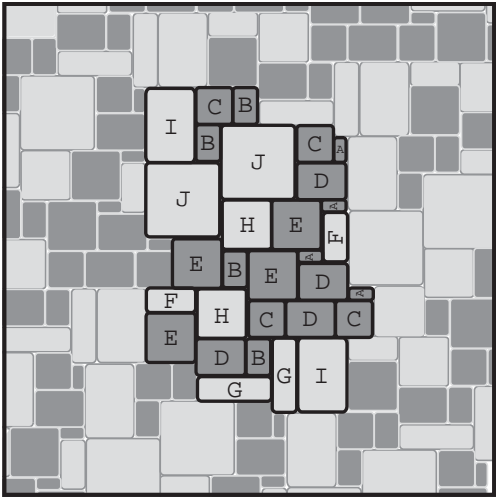
Lifestyle Pattern 2

Grand Lifestyle Pavers® Installation Pattern



Grand Lifestyle Pattern 1

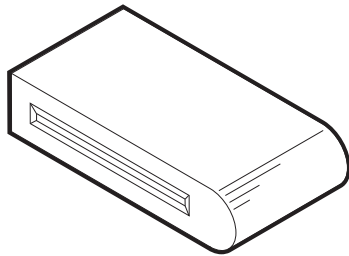
Combination Lifestyle and Grand Lifestyle Pavers® Installation Pattern



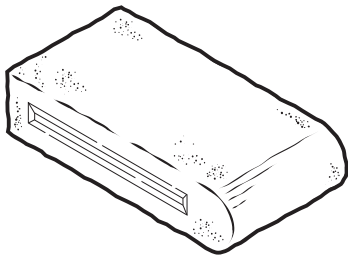
- Lifestyle Pavers
- Grand Lifestyle Pavers

Combination Lifestyle and Grand Lifestyle Pattern 1

Non-Tumbled

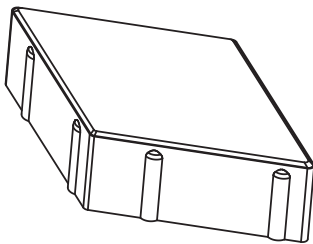


Tumbled



Product	Size D x H x L (inches and mm)	SF/ Unit	Units/ SF	Lbs./ Unit	Units/ Cube	Lbs./ Cube
Crest Bullnose Paver	6 x 2 ³ / ₄ x 12 152 x 70 x 305	.5	2	13.86	216	3235

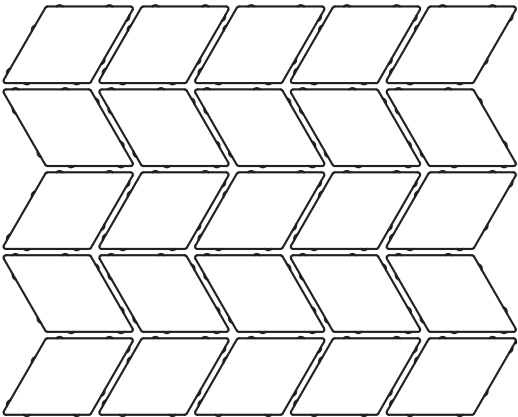
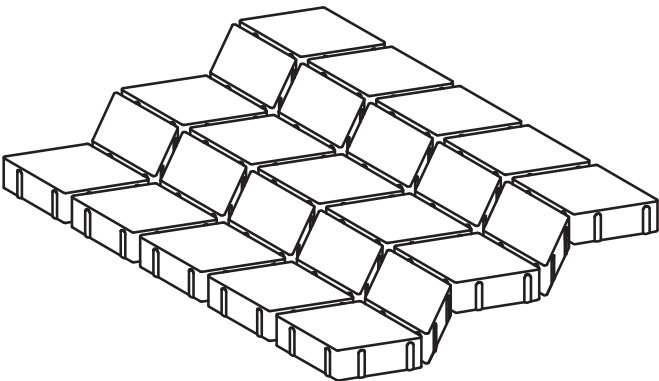
Dimetta Pavers®




Product	Size D x H x L (inches and mm)	SF/ Unit	Units/ SF	SF/ Layer	Layers/ Pallet	SF/ Pallet	Units/ Layer	Units/ Pallet	Lbs./ Pallet
Dimetta	13 x 3 ¹ / ₈ x 7 ³ / ₄ 330 x 80 x 197	.37	2.7	9.25	8	74	25	200	2700


- * Textured paver and patio stone surfaces require a buffer between the plate compactor and the paver surface to prevent scuffing. Refer to County Materials' Interlocking Concrete Paver or Slab Installation Guidelines, or contact County Materials for information.
- * Making (2) cuts from corner to corner on one unit allows for a multitude of additional pattern designs.
- * When working around an object (i.e. firepit) make sure to use string lines for proper alignment, keeping joints and tips in line.
- * Keep joints snug but not tight- Allow enough room to accommodate slight adjustment in units to keep joints in line, especially when multiple points come together in a pattern.

Dimetta Pavers® Layer Pattern







Dimetta Pattern 1



Dimetta Pattern 2


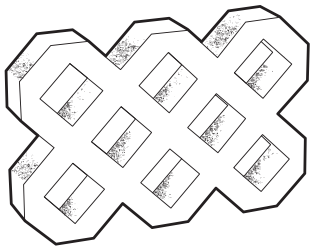



Dimetta Pattern 3




Dimetta Pattern 4

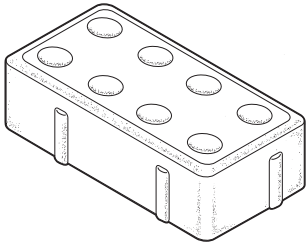
Grass Pavers



Product	Size D x H x L (inches and mm)	SF/ Unit	Units/ SF	SF/ Layer	Layers/ Pallet	SF/ Pallet	Units/ Layer	Units/ Pallet	Lbs./Unit	Lbs./ Pallet
Grass Paver	16 x 3 ⁵ / ₈ x 24 406 x 92 x 609	2.66	.38	13.30	10	133.00	5	50	70	3545

Grass Pavers Installation Pattern





Product	Size D x H x L (inches and mm)	SF/ Unit	Units/ SF	SF/ Layer	Layers/ Pallet	SF/ Pallet	Units/ Layer	Units/ Pallet	Lbs./Unit	Lbs./ Pallet
Surefoot	4 x 2 ¹ / ₄ x 8 102 x 57 x 203	.22	4.5	13.20	8	105.60	60	480	6	2925


Patio Stones-Smooth Round



Smooth Round Patio Stones

Product	Size D x H x L (inches)	Units/ Pallet	Lbs./ Unit	Lbs./ Pallet
Patio Stone Smooth Round	11 ⁵ / ₈ x 2	216	17	3717
Patio Stone Smooth Round	18 x 2	80	41	3243


Patio Stones-Smooth Square



Smooth Square Patio Stones

Product	Size D x H x L (inches)	SF/Unit	SF/Pallet	Units/SF	Units/ Pallet	Lbs./ Unit	Lbs./ Pallet
Patio Stone Smooth Square	11 ⁵ / ₈ x 2 x 11 ⁵ / ₈	1.0	144	1.0	144	23	3357
Patio Stone Smooth Square	17 ⁵ / ₈ x 2 x 17 ⁵ / ₈	2.25	162	.44	72	46	3357

Patio Stones-Brickface




Brickface Patio Stones

Product	Size D x H x L (inches)	SF/Unit	SF/Pallet	Units/SF	Units/ Pallet	Lbs./ Unit	Lbs./ Pallet
Patio Stone Brickface	17 ⁵ / ₈ x 2 x 17 ⁵ / ₈	2.25	162	.44	72	46	3357

Patio Stones-Veranda and Courtyard


Veranda and Courtyard Patio Stones



Product	Size D x H x L (inches)	SF/Unit	SF/Pallet	Units/ SF	Units/ Pallet	Lbs./ Unit	Lbs./ Pallet
Patio Stone- Veranda and Courtyard	$17\frac{5}{8} \times 2 \times 17\frac{5}{8}$	2.25	162	.44	72	41	2997

Patio Block

Patio Block



Product	Size D x H x L (inches)	SF/ Unit	SF/ Layer	SF/ Pallet	Layers/ Pallet	Units/ SF	Units/ Layer	Units/ Pallet	Lbs./ Unit	Lbs./ Pallet
Patio Block	$7\frac{5}{8} \times 1\frac{5}{8} \times 15\frac{3}{8}$.89	13.35	200.25	15	1.13	15	225	15	3420

Bullet Edger

Bullet Edger



Product	Size D x H x L (inches)	Units/ Pallet	Lbs./ Unit	Lbs./ Pallet
Bullet Edger	$3\frac{5}{8} \times 3\frac{5}{8} \times 11\frac{3}{4}$	240	14	3405

Product	Size/ CF	Units/ Pallet
Envirobond Sand	55 lbs.	55
Envirobond Stone	55 lbs.	55
SEK Polysweep	50 lbs.	56
SEK Polysweep Wide Joint	50 lbs.	56

Product	Description
Landscape Spike	10"
SEK Snap Edge Paver Restraint	8' Long
SEK Low Profile Edge Paver Restraint	6'8" Long
SEK Permeable Paver Restraint	8' Long
Edge Pro Lo-Pro Paver Restraint	7.5' Long
Edge Pro Lawn Edge	20' w/spikes
Edge Pro Stake	100/box
Edge Pro Connector	

Product
Paver Lights-14 Pack

Product
LED Solar Paver Lights

No electrical wiring, transformers, conduit or batteries required

- Ground Flasher
- Road Marker
- Solar Tile in 3 Sizes
- Surface Mount

Product	Size
SK Custom Masonry Cleaner	1 gallon & 5 gallon
SK Paver Enhancer	1 gallon & 5 gallon
PK Deep Sheen Water Base	1 gallon & 5 gallon

Product
Mirascap 3' x 300' (per sq yd)
SRW 3' x 50' (per roll)
SRW 3' x 300' (per roll)
SRW 4' x 300' (per roll)
SRW 6' x 300' (per roll)
SRW 12' x 300' (per roll)

Adhesive

Adhesive

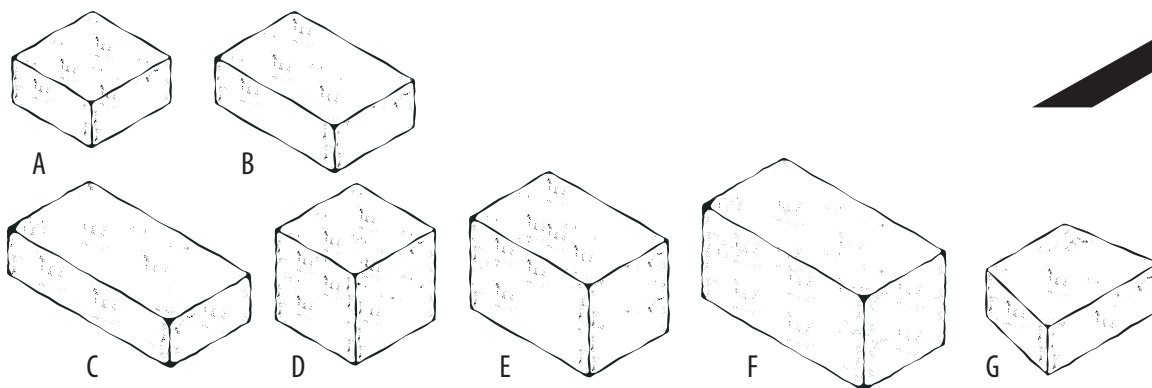
Product	Case Qty.
SRW Adhesive 10.5 oz.	12
SRW Adhesive 29 oz.	12

Fire Rings

Fire Rings

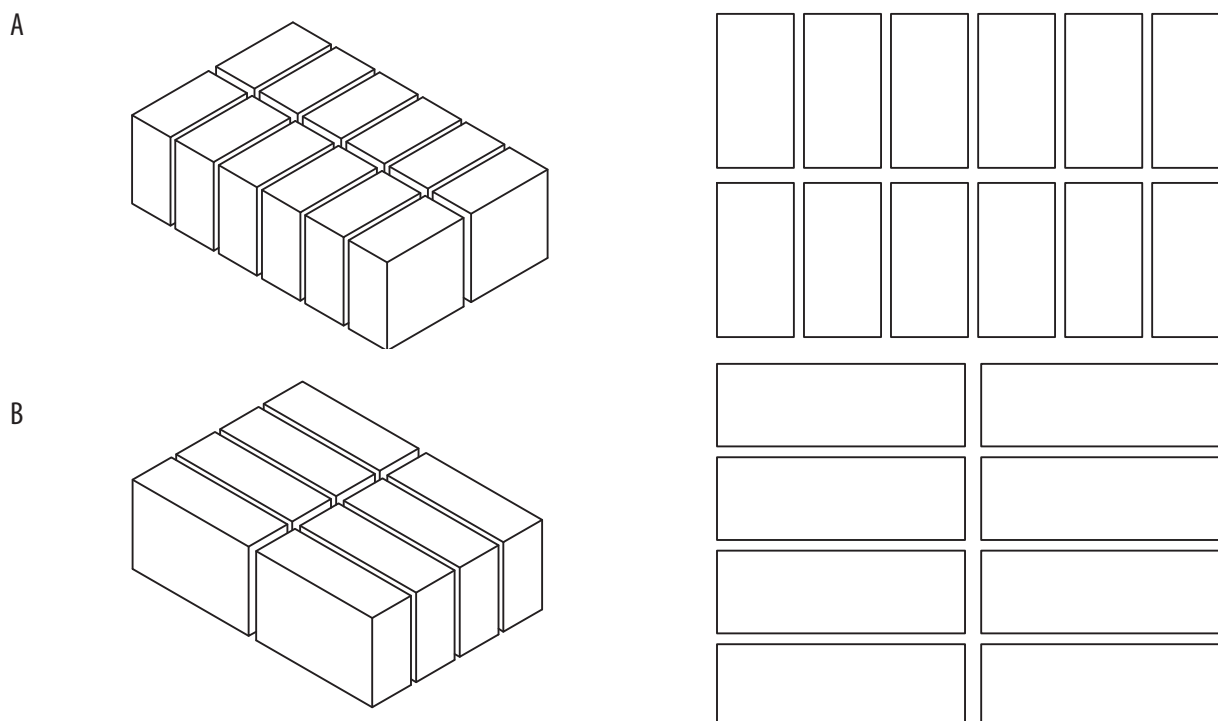
Product	Size
Corrugated Fire Ring	24"
Corrugated Fire Ring	30"
Corrugated Fire Ring	36"
Corrugated Fire Ring	42"
Corrugated Fire Ring	48"
Manhole Block Fire Ring	24"
Manhole Block Fire Ring	48"

- Manhole Block 24" diameter ring requires 8 pieces, 8" high (sold per piece)
- Manhole Block 48" diameter ring requires 12 pieces, 8" high (sold per piece)
- Refer to Summit Stone Firepit Designs on page 141


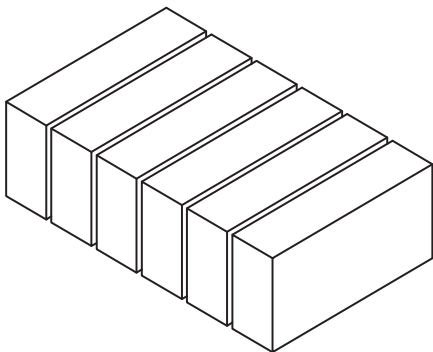


Product	Size D x H x L (inches and mm)	SF/ Unit	Units/SF	SF/ Layer	Layers/ Pallet	SF/ Pallet	Units/ Layer	Units/ Pallet	Lbs./ Unit	Lbs./ Pallet
Summit Stone-A	7 ¹ / ₄ x 3 ⁵ / ₈ x 7 ¹ / ₄ 184 x 92 x 184	.18	5.55	5.40	8	43.20	30	240	14	3450
Summit Stone-B	7 ¹ / ₄ x 3 ⁵ / ₈ x 10 ⁷ / ₈ 184 x 92 x 276	.27	3.70	5.40	8	43.20	20	160	21	3290
Summit Stone-C	7 ¹ / ₄ x 3 ⁵ / ₈ x 14 ¹ / ₂ 184 x 92 x 368	.37	2.70	5.55	8	44.40	15	120	28	3375
Summit Stone-D	7 ¹ / ₄ x 7 ¹ / ₄ x 7 ¹ / ₄ 184 x 184 x 184	.37	2.70	11.10	4	44.40	30	120	28	3375
Summit Stone-E	7 ¹ / ₄ x 7 ¹ / ₄ x 10 ⁷ / ₈ 184 x 184 x 276	.55	1.82	11.00	4	44.00	20	80	42	3470
Summit Stone-F	7 ¹ / ₄ x 7 ¹ / ₄ x 14 ¹ / ₂ 184 x 184 x 368	.73	1.37	10.95	4	43.80	15	60	56	3485
Summit Stone-G	7 ¹ / ₄ x 3 ⁵ / ₈ x 10 ⁷ / ₈ 184 x 92 x 276	.43	2.33	10.32	7	72.24	24	168	17.9	2965


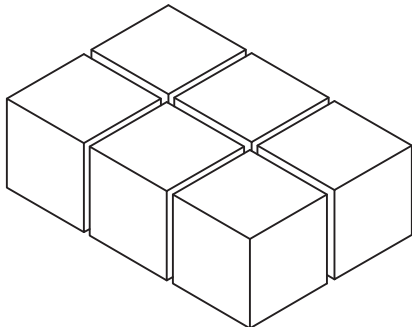
Summit Stone® Landscape Units Layer Patterns




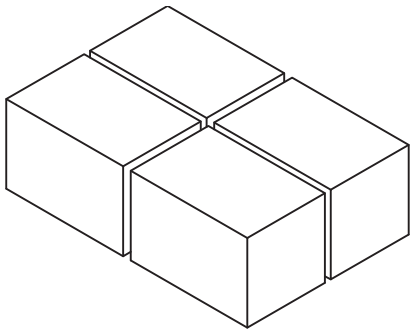
C




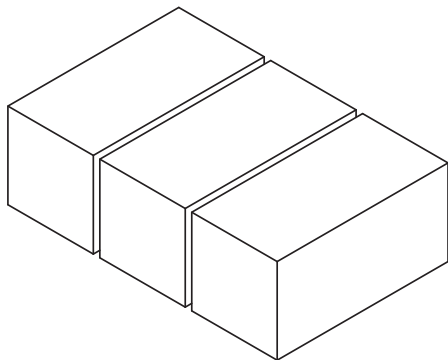
D



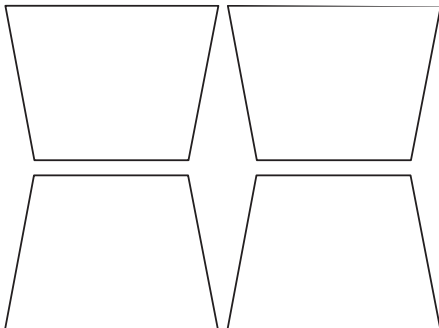
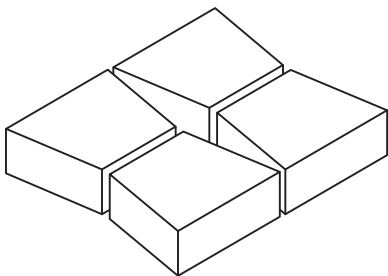
E



F



G



Summit Stone® Standard Fireplace



Standard Fireplace components include:

- (5) - 6" concrete block
- (5) - 3" soaps
- (14) - Summit Stone (7¹/₄" x 10⁷/₈") units
special cut (1¹/₃ and 2²/₃)
- (1) - 10lb. pail of Heat Stop II refractory clay
- (75) - fire brick 2¹/₂" thick
- (1) - 47" x 3¹/₂" x 3¹/₂" steel lintel
- (1 left and 1 right) - Summit Stone (7¹/₄" x 10⁷/₈") special cut lintel pad unit

* In addition to the standard fireplace components listed above, 320 Summit Stone (7¹/₄" x 10⁷/₈") are needed to complete project.

** Concrete adhesive is sold separately. Approx. 10-12 tubes of adhesive will be required, depending on the quantity applied to each Summit Stone.



Product	Size D x H x L (inches)
Summit Fireplace Standard	54 ³ / ₄ x 79 ³ / ₄ x 84 ¹ / ₄

Approx. 8000 lbs.- 3 total pallets

Disclaimer: This is a basic outdoor fireplace kit design. Outdoor fireplaces should always be constructed by a knowledgeable professional. Location, chimney height, flue size and prevailing winds can affect the performance of an outdoor fireplace. County Materials cannot guarantee the performance or structural integrity of this fireplace. Use only industry accepted materials, cements and adhesives when constructing an outdoor fireplace. Always observe building codes and local bylaws.

Summit Stone® Double Woodbox Fireplace



Product	Size D x H x L (inches)
Summit Fireplace Double Woodbox	54 x 79 ³ / ₄ x 141 ³ / ₈

Approx. 10,500 lbs.

Disclaimer: This is a basic outdoor fireplace kit design. Outdoor fireplaces should always be constructed by a knowledgeable professional. Location, chimney height, flue size and prevailing winds can affect the performance of an outdoor fireplace. County Materials cannot guarantee the performance or structural integrity of this fireplace. Use only industry accepted materials, cements and adhesives when constructing an outdoor fireplace. Always observe building codes and local bylaws.

Double Woodbox Fireplace components include:

- (5) - 6" concrete block
- (16) - 4" concrete block
- (5) - 3" soaps
- (18) - Summit Stone (7¹/₄" x 10⁷/₈") units
special cut (1¹/₃ and 2²/₃)
- (1) - 10lb. pail of Heat Stop II refractory clay
- (75) - fire brick 2¹/₂" thick
- (1) - 47" x 3¹/₂" x 3¹/₂" steel lintel
- (2) - 42" x 3¹/₂" x 3¹/₂" steel lintels
- (1 left and 1 right) - Summit Stone (7¹/₄" x 10⁷/₈") special cut lintel pad unit
- (2) - Summit Stone (7¹/₄" x 10⁷/₈") units
special cut common grooved lintel pad

* In addition to the double woodbox fireplace components listed above, 500 Summit Stone (7¹/₄" x 10⁷/₈") are needed to complete project.

** Concrete adhesive is sold separately. Approx. 10-12 tubes of adhesive will be required, depending on the quantity applied to each Summit Stone.





Product	Size D x H x L (inches)
Summit Fireplace Corner	82 x 79 ³ / ₄ x 104

Approx. 9500 lbs.

Corner Fireplace components include:

- (20) - 8" 1/4 concrete block
- (5) - 6" concrete block
- (20) - 4" concrete block
- (5) - 3" soaps
- (54) - Summit Stone (7 1/4" x 10 7/8") units special cut (1/3 and 2/3)
- (1) - 10lb. pail of Heat Stop II refractory clay
- (75) - fire brick 2 1/2" thick
- (1) - 47" x 3 1/2" x 3 1/2" steel lintel
- (1 left and 1 right) - Summit Stone (7 1/4" x 10 7/8") special cut lintel pad unit
- (2) - Summit Stone (7 1/4" x 10 7/8") units special cut common grooved lintel pad

* In addition to the corner fireplace components listed above, 420 Summit Stone (7 1/4" x 10 7/8") are needed to complete project.

** Concrete adhesive is sold separately. Approx. 10-12 tubes of adhesive will be required, depending on the quantity applied to each Summit Stone.

Disclaimer: This is a basic outdoor fireplace kit design. Outdoor fireplaces should always be constructed by a knowledgeable professional. Location, chimney height, flue size and prevailing winds can affect the performance of a an outdoor fireplace. County Materials cannot guarantee the performance or structural integrity of this fireplace. Use only industry accepted materials, cements and adhesives when constructing an outdoor fireplace. Always observe building codes and local bylaws.



Summit Stone® Firepit and Serpentine Wall Designs



The Summit Stone® G Tapered Unit can be used to design Firepits and Serpentine Walls. The G Tapered Unit is available in 4 colors (Haven, Hush, Solace and Timeless) and sold by the unit.

36" Diameter Firepit Design Estimate

- (17) "G" units per layer
- 54" outside and 39" inside diameters

42" Diameter Firepit Design Estimate

- (17) "G" units and 2 "A" units per layer
- 59" outside and 44" inside diameters

48" Diameter Firepit Design Estimate

- (16) "G" units and (6) "A" units per layer
- 66" outside and 51" inside diameters



3' High Serpentine Wall Design



Estimating Larger Diameter Firepits

Larger diameter firepit designs can be accommodated if desired by adding additional "G" and "A" units per layer. The following estimates are only examples:


60" Diameter Firepit Design Estimate

- (18) "G" units and (9) "A" units per layer
- 78" outside and 63" inside diameters

71" Diameter Firepit Design Estimate

- (16) "G" units and (16) "A" units per layer
- 89" outside and 74" inside diameters

- Optional Steel Ring insert (sold separately)
- Optional Firebrick splits (sold separately)
- Refer to Fire Rings on page 137



Product	Size D x H x L (inches)	Lbs./Unit
39" New Age Fireplace	92" H	2950
45" New Age Fireplace	92" H	3180
51" New Age Fireplace	98" H	3560
63" New Age Fireplace	110" H	4580
75" New Age Fireplace	110" H	5660

Available in the following veneers:



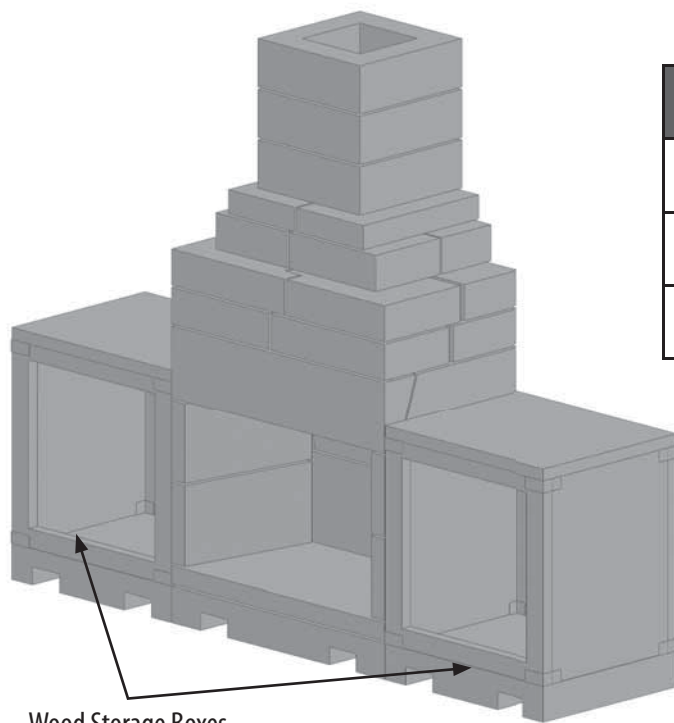
Summit Stone



Reflection Stone

* All product dimensions and weights above are approximates prior to being clad with a veneer. Dimensions and weights will vary once the veneer is applied.

Stone Age Fireplace-New Age w/ Wood Storage Boxes



Product	Size D x H x L (inches)	Lbs./Unit
Wood Storage Boxes- Arched Opening	30 x 36 x 36	585
Wood Storage Boxes- Square Opening	30 x 36 x 36	585
Wood Storage Boxes- No Door Opening	30 x 36 x 36	650

Available in the following veneers:





Summit Stone



Reflection Stone

* All product dimensions and weights above are approximates prior to being clad with a veneer. Dimensions and weights will vary once the veneer is applied.

Stone Age-6' Kitchen Island



Product	Size D x H x L (inches)	Lbs./Unit
6' Kitchen Island w/Top	33 x 36 x 72	1120
6' Kitchen Island w/o Top	33 x 36 x 72	870

Available in the following veneers:



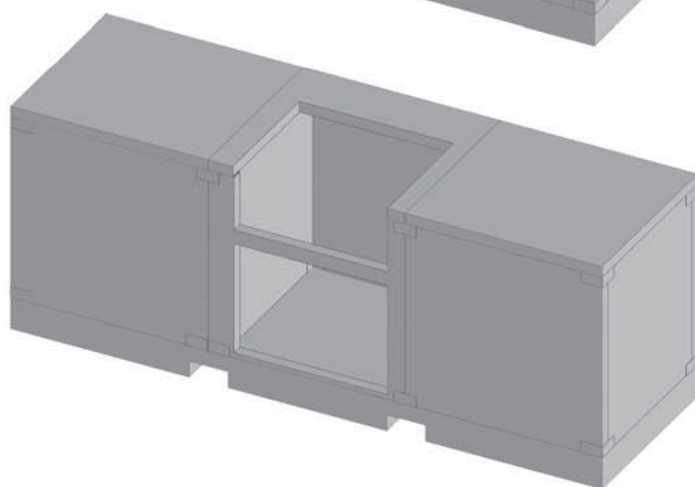
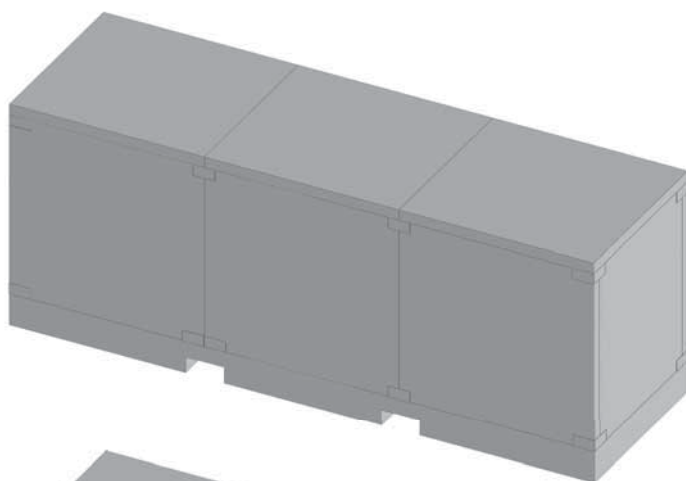
Summit Stone



Reflection Stone

* All product dimensions and weights above are approximates prior to being clad with a veneer. Dimensions and weights will vary once the veneer is applied.

Stone Age-9' Kitchen Island



Product	Size D x H x L (inches)	Lbs./Unit
9' Kitchen Island w/Top	33 x 36 x 108	1860
9' Kitchen Island w/o Top	33 x 36 x 108	1360

Available in the following veneers:




Summit Stone




Reflection Stone


* All product dimensions and weights above are approximates prior to being clad with a veneer. Dimensions and weights will vary once the veneer is applied.




Product	Size (inches)	Lbs./Unit
Short Round Fire Pit	42"(w) x 16 ¹ / ₂ "(t) 36" inside diameter	480



Product	Size (inches)	Lbs./Unit
Square Fire Pit	42"(w) x 42"(w) x 17 ¹ / ₂ "(t) 36" inside diameter	650



Product	Size (inches)	Lbs./Unit
Tall Round Fire Pit	42"(w) x 27 ¹ / ₂ "(t) 36" inside diameter	620



Product	Size (inches)	Lbs./Unit
Large Round Fire Pit	48"(w) x 20 ¹ / ₂ "(t) 39" inside diameter	700

* All product dimensions and weights above are approximates prior to being clad with a veneer. Dimensions and weights will vary once the veneer is applied.

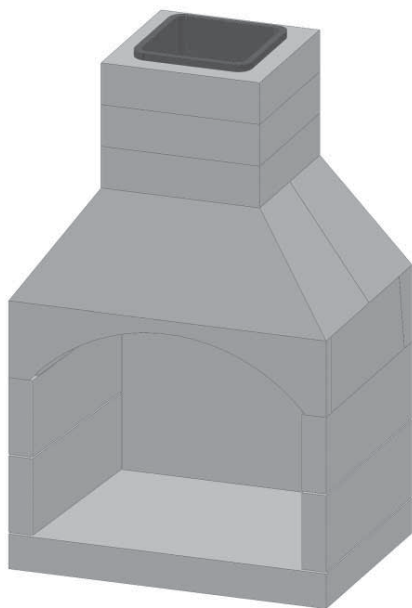
All products above are available in the following veneers:



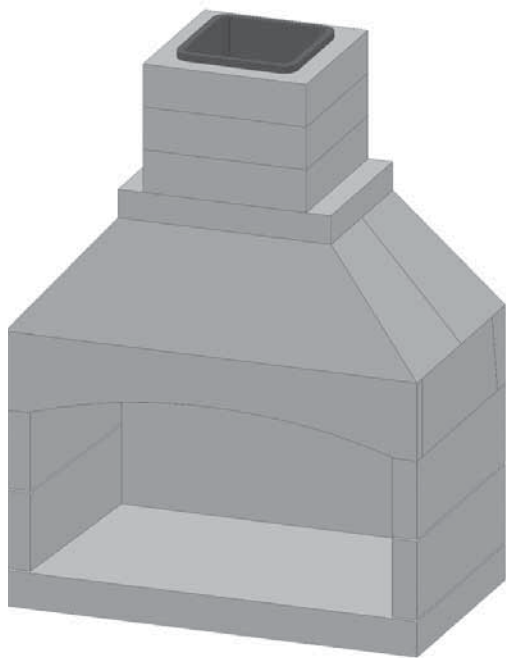
Summit Stone



Reflection Stone

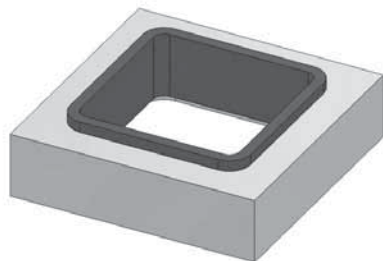


Product	Size D x H x L (inches)	Lbs./Unit
36" w/ Arched Lintel	33 x 73½ x 46	1760



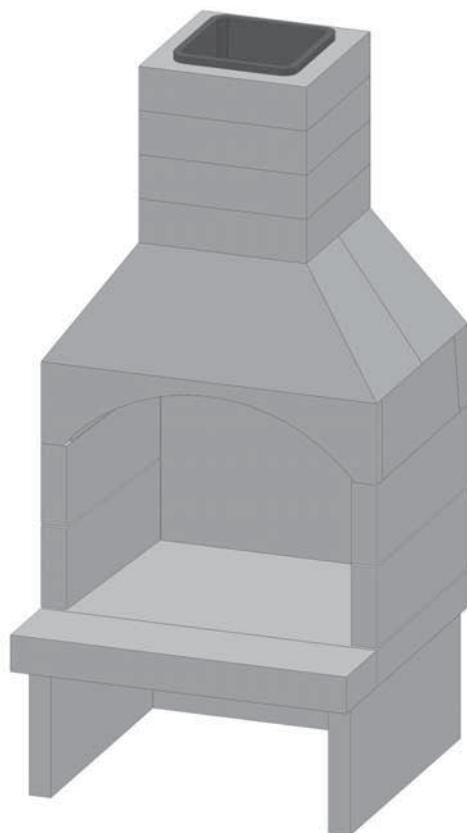
Product	Size D x H x L (inches)	Lbs./Unit
48" w/ Arched Lintel	33 x 77½ x 58	2120

Stone Age- Contractor & Standard Series Chimney Section



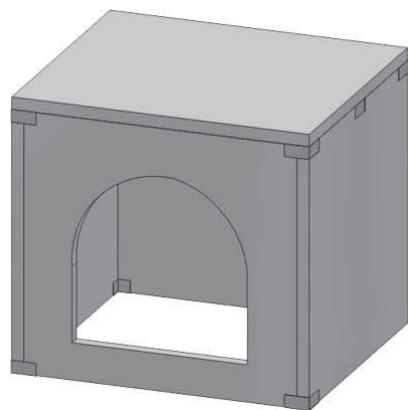
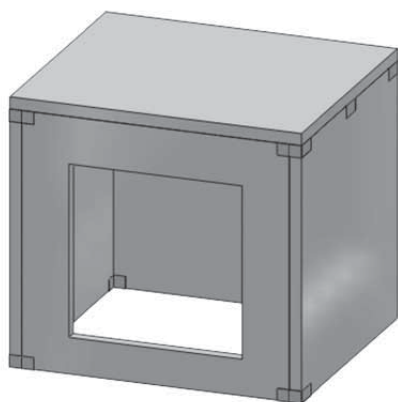
Product	Size D x H x L (inches)	Lbs./Unit
Chimney Section	6" tall for 36-48"	100

* All products above are sold without a veneer.



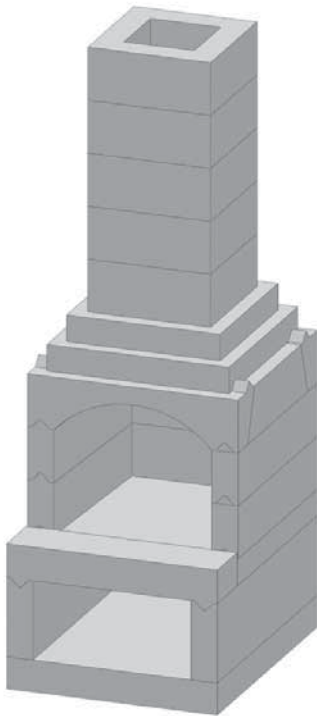
Product	Size D x H x L (inches)	Lbs./Unit
Standard 36" w/ Arched Lintel	44 x 97½ x 46	2800

Stone Age- Standard Fireplace Wood Storage Box- Square and Arched Opening



Product	Size D x H x L (inches)	Lbs./Unit
Wood Storage Cabinet Arched Opening	33 x 36 x 36	585
Wood Storage Cabinet Square Opening	33 x 36 x 36	585
Wood Storage Cabinet No Door Opening	33 x 36 x 36	650


* All products above are sold without a veneer.



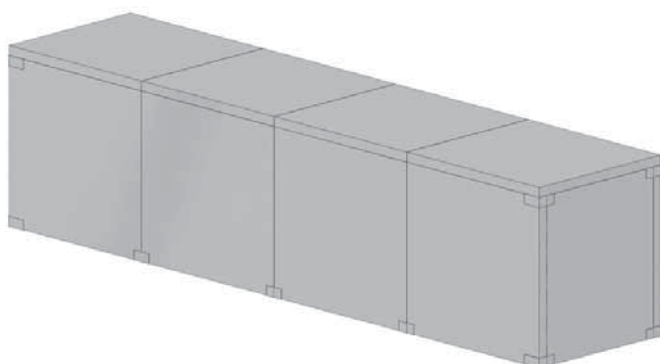
Product	Size D x H x L (inches)	Lbs./Unit
Veranda™ Fireplace	30 ¹ / ₄ x 70 x 24	1000

* All products above are sold without a veneer.

Stone Age- STR Series 9' & 12' Straight Island w/ Top

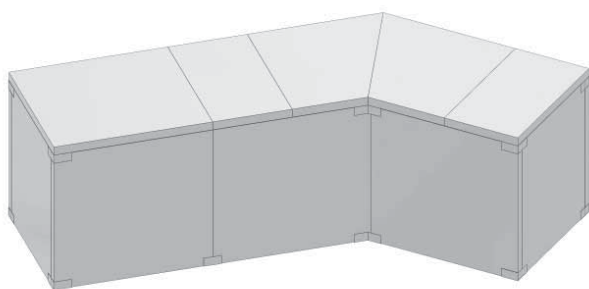


Product	Size D x H x L (inches)	Lbs./Unit
9' Straight Island w/ Top	33 x 36 x 108	1500



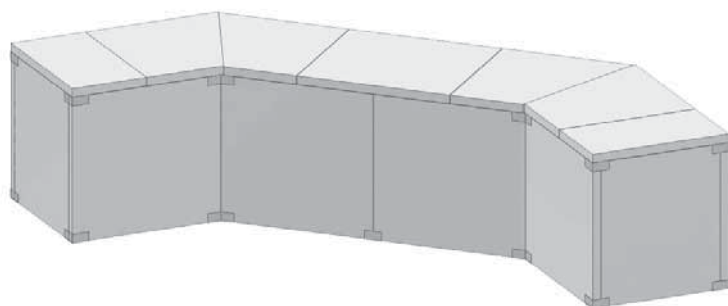
Product	Size D x H x L (inches)	Lbs./Unit
12' Straight Island w/ Top	33 x 36 x 144	1980

Stone Age- F Series 9' Fan Fold Island w/ Top



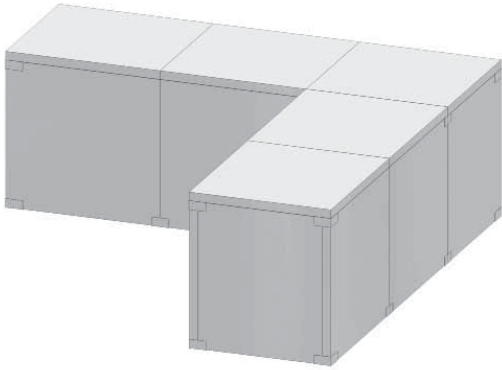
Product	Size D x H x L (inches)	Lbs./Unit
9' Fan Fold Island w/ Top	33 x 36 x 108	1530

Stone Age- FF Series 12' Double Fan Fold Island w/ Top




Product	Size D x H x L (inches)	Lbs./Unit
12' Double Fan Fold Island w/ Top	33 x 36 x 144	2100

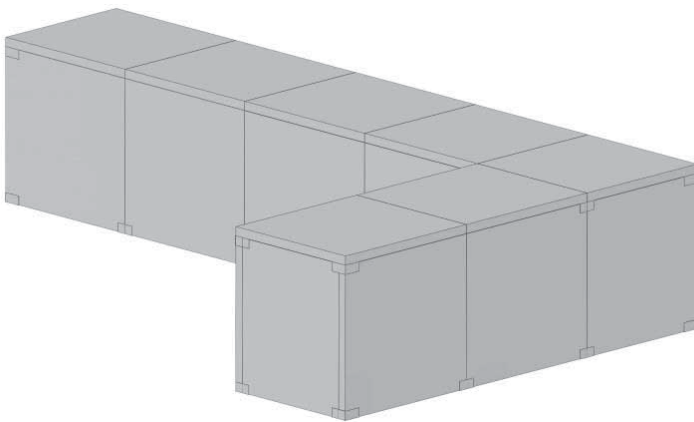
* All products above are sold without a veneer.



Product	Size D x H x L (inches)	Lbs./Unit
12' "L" Shaped Island w/ Top	33 x 36 x 144	2180



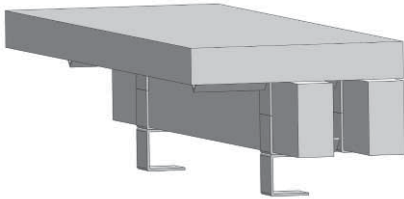
Product	Size D x H x L (inches)	Lbs./Unit
15' "L" Shaped Island w/ Top	33 x 36 x 180	2520



Product	Size D x H x L (inches)	Lbs./Unit
18' "L" Shaped Island w/ Top	33 x 36 x 216	3240

* All products above are sold without a veneer.

Stone Age- Backsplash & Counter Height Extension Kits




* Backsplash Kit shown



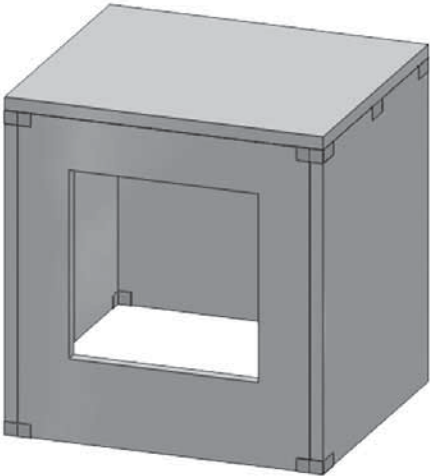
Product	Size D x H x L (inches)	Lbs./Unit
Backsplash Kit*	12 x 6 x 36	80
Counter Extension	33 x 6 x 36	95

Stone Age- Amerigo™ Pizza Oven

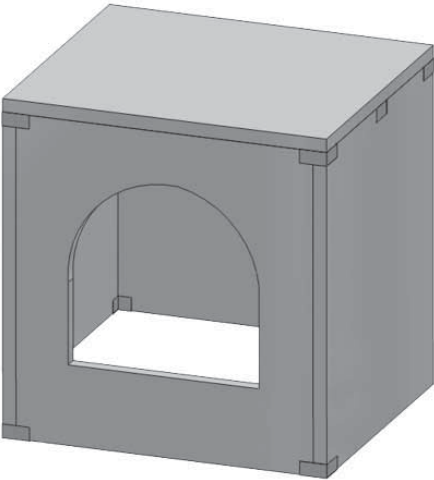


Product	Size D x H x L (inches)	Lbs./Unit
Amerigo™ Pizza Oven	42 x 42½ x 48	1650

* All products above are sold without a veneer.

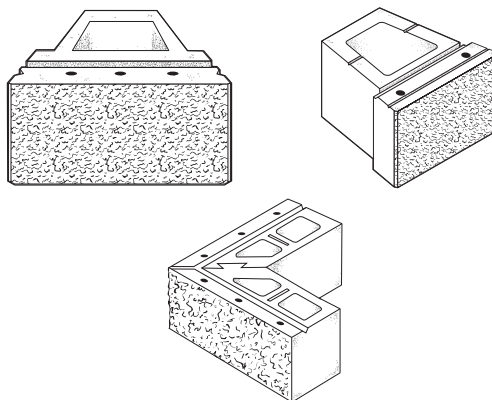


Product	Size D x H x L (inches)	Lbs./Unit
Amerigo™ Pizza Oven Cabinets Square & Arched Opening	42 x 44 x 48	1120



* All products above are sold without a veneer.

County Block® Retaining Wall Splitface

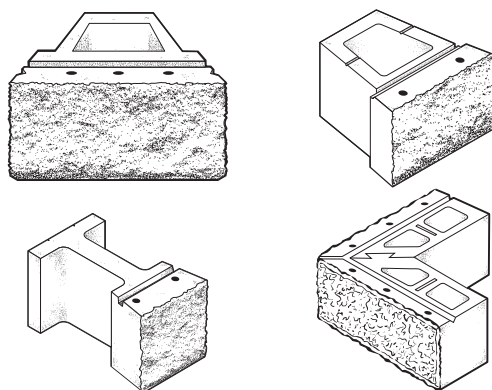


COUNTY
BLÖCK[®]
RETAINING WALL SYSTEM

Splitface

Product	Size D x H x L (inches and mm)	SF/ Unit	Units/ Pallet	Lbs./ Unit	Lbs./ Pallet
County Block Jumbo Splitface	12 x 7 ⁵ / ₈ x 18 305 x 194 x 457	.95	50	68	3445
County Block Standard Splitface	12 x 7 ⁵ / ₈ x 12 ¹ / ₂ 305 x 194 x 318	.66	64	46	2965
County Block Corner Splitface	7 ⁵ / ₈ x 7 ⁵ / ₈ x 17 ¹ / ₂ 194 x 194 x 445	.93	60	53	3225

County Block® Retaining Wall Rustic



COUNTY
BLÖCK[®]
RETAINING WALL SYSTEM

Rustic

Product	Size D x H x L (inches and mm)	SF/ Unit	Units/ Pallet	Lbs./ Unit	Lbs./ Pallet
County Block Jumbo Rustic	12 x 7 ⁵ / ₈ x 18 305 x 194 x 457	.95	50	68	3445
County Block Standard Rustic	12 x 7 ⁵ / ₈ x 12 ¹ / ₂ 305 x 194 x 318	.66	64	46	2965
County Block Junior Rustic	12 x 7 ⁵ / ₈ x 7 ¹ / ₂ 305 x 194 x 191	.40	90	30	2745
County Block Corner Rustic	7 ⁵ / ₈ x 7 ⁵ / ₈ x 17 ¹ / ₂ 194 x 194 x 445	.93	60	53	3225

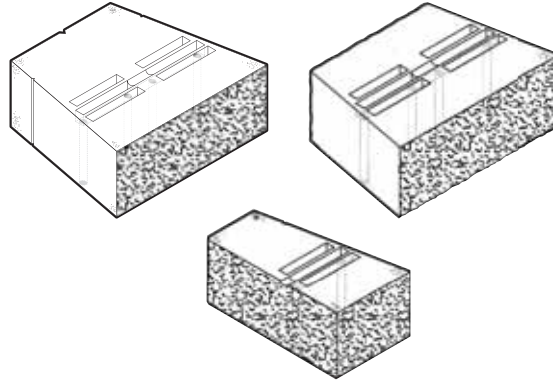
* Note: Junior Block is not available for Retaining Wall made by the Janesville, WI location.

The Pros Guide to Standardized Engineering & Construction for select Retaining Walls 8 Feet and Under

Refer to procedures outlined in the The Pros Guide to Standardized Engineering & Construction to economically obtain stamped engineering for specific County Materials Corporations' retaining walls 8 feet and under. Each state's registered engineer is familiar with SRW/MSE retaining wall methodology and retaining wall systems manufactured by County Materials Corporation. The stamped documents will indicate which designs are to be used on the project by geogrid type, soil type, site configuration case and wall height.

Stamped engineering is only available on County Materials' retaining walls that meet specific criteria and have been tested by HTS (Hardscape Technical Services). Retaining wall projects that do not comply with design specifications, or need more information, will require additional specific engineering and additional charges. Refer to sections in The Pros Guide for more information on applications that should or should not use the HTS program.

Tribute® Retaining Wall Splitface

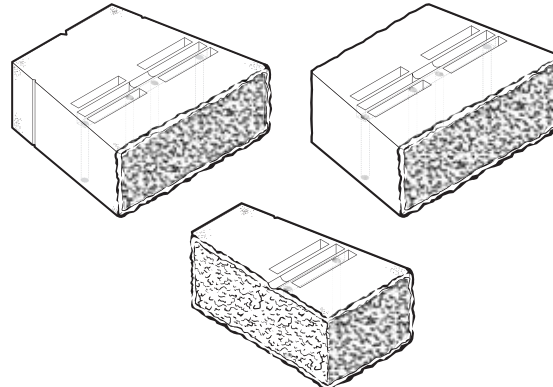


Tribute®
RETAINING WALL SYSTEM

Splitface

Product	Size D x H x L (inches and mm)	SF/ Unit	Units/ Pallet	Lbs./ Unit	Lbs./ Pallet
Tribute Standard Splitface	12 x 6 x 16 305 x 152 x 406	.67	36	73	2675
Tribute Two-Sided Splitface	10 x 6 x 16 254 x 152 x 406	.67	36	63	2313
Tribute Corner Splitface	12 x 6 x 8 305 x 152 x 203	.33	72	37	2675

Tribute® Retaining Wall Rustic



Tribute®
RETAINING WALL SYSTEM

Rustic

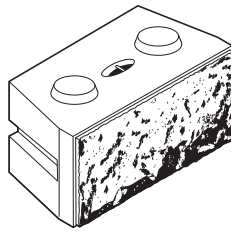
Product	Size D x H x L (inches and mm)	SF/ Unit	Units/ Pallet	Lbs./ Unit	Lbs./ Pallet
Tribute Standard Rustic	12 x 6 x 16 305 x 152 x 406	.67	36	73	2675
Tribute Two-Sided Rustic	10 x 6 x 16 254 x 152 x 406	.67	36	63	2313
Tribute Corner Rustic	12 x 6 x 8 305 x 152 x 203	.33	72	37	2675

The Pros Guide to Standardized Engineering & Construction for select Retaining Walls 8 Feet and Under

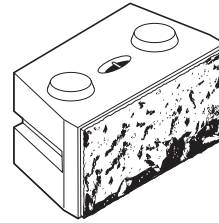
Refer to procedures outlined in the The Pros Guide to Standardized Engineering & Construction to economically obtain stamped engineering for specific County Materials Corporations' retaining walls 8 feet and under. Each state's registered engineer is familiar with SRW/MSE retaining wall methodology and retaining wall systems manufactured by County Materials Corporation. The stamped documents will indicate which designs are to be used on the project by geogrid type, soil type, site configuration case and wall height.

Stamped engineering is only available on County Materials' retaining walls that meet specific criteria and have been tested by HTS (Hardscape Technical Services). Retaining wall projects that do not comply with design specifications, or need more information, will require additional specific engineering and additional charges. Refer to sections in The Pros Guide for more information on applications that should or should not use the HTS program.

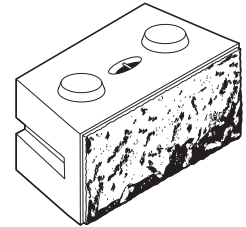
Overdose Rib Rock Landscape Block



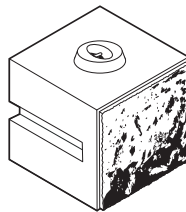
Rib Rock Tapered Flat



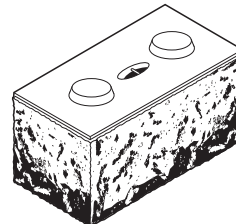
Rib Rock Keyblock




Rib Rock Tapered



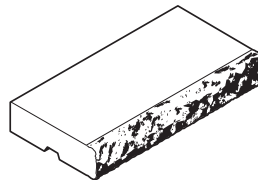
Rib Rock Half Block



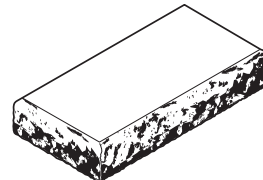
Rib Rock LH Corner



Rib Rock LH Half Corner



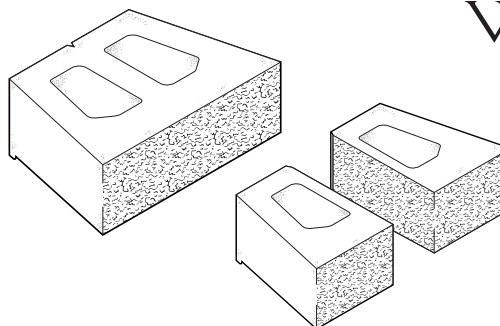
Rib Rock Cap



Rib Rock LH Corner Cap

Product	Size D x H x L (inches)	SF/ Unit	Units/ Pallet	Lbs./ Unit	Lbs./ Pallet
Rib Rock Tapered Flat	24 x 24 x 48	8	2	2000	4045
Rib Rock Keyblock	24 x 24 x 44	7.33	2	1850	3745
Rib Rock Tapered	24 x 24 x 48	8	2	2000	4045
Rib Rock Tapered Base Block (not shown)	28 x 24 x 48	8	2	2800	5645
Rib Rock Half Block	24 x 24 x 24	4	2	960	1965
Rib Rock LH Full Corner	27½ x 24 x 51½	8.58	2	2730	5505
Rib Rock LH Half Corner	24 x 24 x 24	4	2	1380	2805
Rib Rock Cap	25 x 7 x 48	-	4	760	3085
Rib Rock LH Corner Cap	25 x 7 x 48	-	4	760	3085

Winston® Retaining Wall Straight



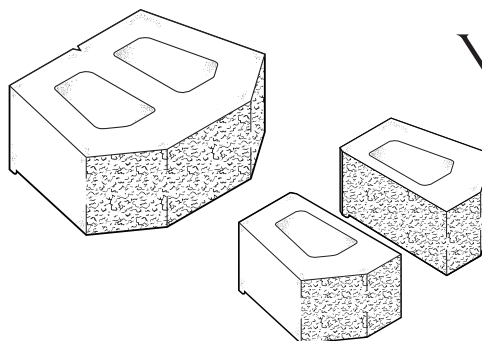
WINSTON®
RETAINING WALL SYSTEM

Straight

Product	Size D x H x L (inches and mm)	SF/ Unit	Units/ Pallet	Lbs./ Unit	Lbs./ Pallet
Winston Straight	12 x 6 x 17½ 305 x 152 x 445	.73	54	64	3501
Winston Straight Corner	12 x 6 x 9 305 x 152 x 229	.38	108	33	3609

Note: Only available in select markets. Contact your customer development specialist for details.

Winston® Retaining Wall Tri-Split




WINSTON®
RETAINING WALL SYSTEM

Tri-Split

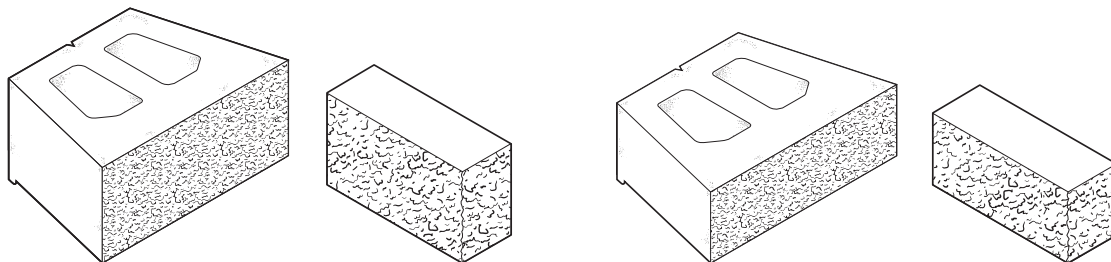
Product	Size D x H x L (inches and mm)	SF/ Unit	Units/ Pallet	Lbs./ Unit	Lbs./ Pallet
Winston Tri-Split	12 x 6 x 16 305 x 152 x 406	.67	54	60	3285
Winston Tri-Split Corner	12 x 6 x 8 305 x 152 x 203	.33	108	32	3501

Note: Only available in select markets. Contact your customer development specialist for details.

Integrity™ Retaining Wall Splitface



INTEGRITY
retaining wall system

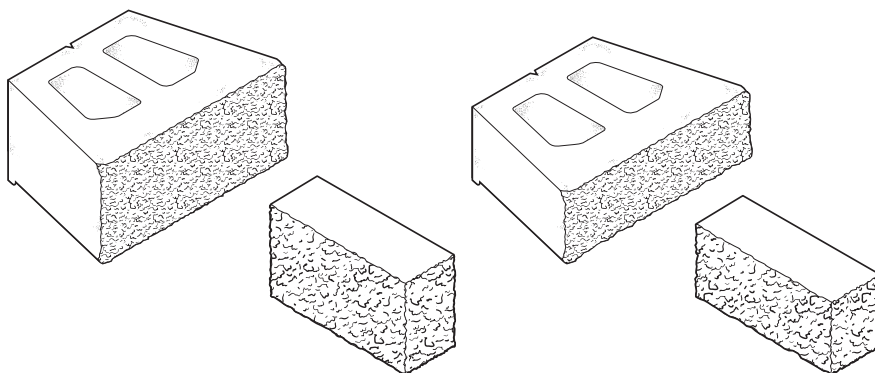


Product	Size D x H x L (inches and mm)	SF/ Unit	Units/ Pallet	Lbs./ Unit	Lbs./ Pallet
Integrity Standard Splitface	12 x 8 x 18 305 x 203 x 457	1	24	80	1965
Integrity Junior Splitface	12 x 6 x 18 305 x 152 x 457	.75	32	63	2060
Integrity Corner Splitface	3 ⁵ / ₈ x 8 x 12 92 x 203 x 305	.67	60	27	1665
Integrity Junior Corner Splitface	3 ⁵ / ₈ x 6 x 12 92 x 152 x 305	.5	60	20	1260

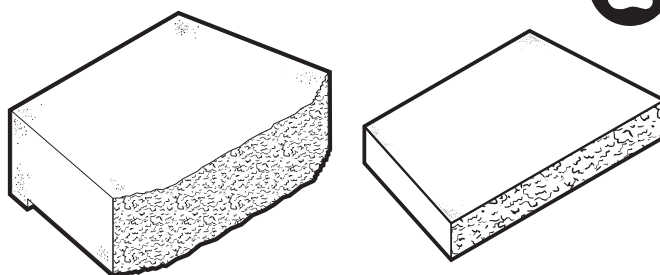
Integrity™ Retaining Wall Rustic



INTEGRITY
retaining wall system

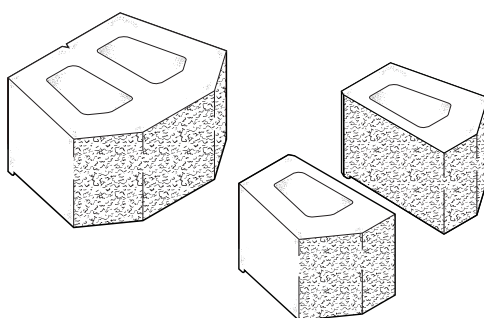


Product	Size D x H x L (inches and mm)	SF/ Unit	Units/ Pallet	Lbs./ Unit	Lbs./ Pallet
Integrity Standard Rustic	12 x 8 x 18 305 x 203 x 457	1	24	80	1965
Integrity Junior Rustic	12 x 6 x 18 305 x 152 x 457	.75	32	63	2060
Integrity Standard Corner Rustic	3 ⁵ / ₈ x 8 x 12 92 x 203 x 305	.67	60	27	1665
Integrity Junior Corner Rustic	3 ⁵ / ₈ x 6 x 12 92 x 152 x 305	.5	60	20	1260



Product	Size D x H x L (inches and mm)	SF/ Unit	Units/ Pallet	Lbs./ Unit	Lbs./ Pallet
County Cub Standard	8 x 3 ⁵ / ₈ x 12 203 x 92 x 305	.30	168	22	3750
County Cub Tapered Cap	8 x 2 x 13 ³ / ₈ 203 x 51 x 340	-	108	16	1773

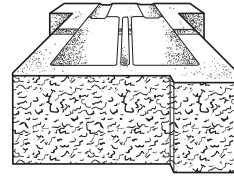
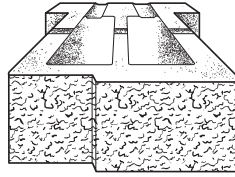
Terrace Stone® Retaining Wall



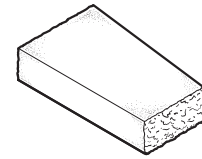
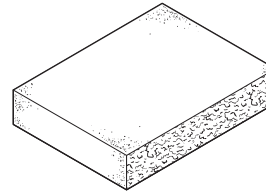
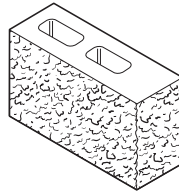
Product	Size D x H x L (inches and mm)	SF/ Unit	Units/ Pallet	Lbs./ Unit	Lbs./ Pallet
Terrace Stone Standard	12 x 8 x 16 305 x 203 x 406	.89	36	75	2745
Terrace Stone Corner	12 x 8 x 8 305 x 203 x 203	.44	72	40	2925

Note: Only available in select markets. Contact your customer development specialist for details.

Stonewall® SELECT® Retaining Wall

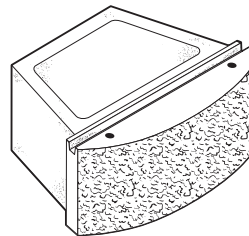


**Stonewall
SELECT**



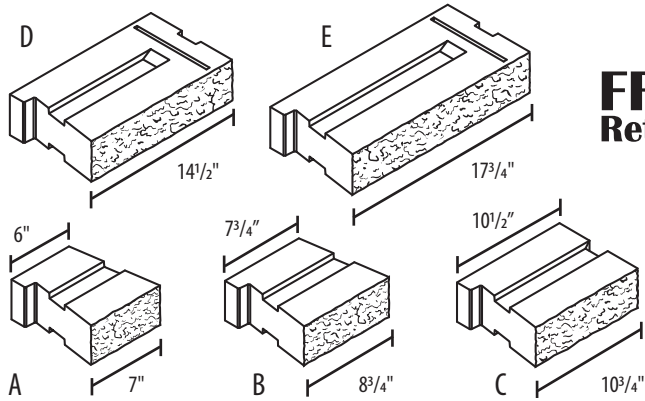
Product	Size D x H x L (inches and mm)	SF/ Unit	Units/ Pallet	Lbs./ Unit	Lbs./ Pallet
Stonewall SELECT Standard	12 x 8 x 18 305 x 203 x 457	1	32	70	2270
Stonewall SELECT Corner	3 ⁵ / ₈ x 8 x 12 92 x 203 x 305	.67	60	27	1665
Stonewall SELECT Cap	12 x 3 ⁵ / ₈ x 15 ¹ / ₂ 305 x 92 x 394	-	70	55	3895
Stonewall SELECT Serpentine Cap	13 x 3 ⁵ / ₈ x 6-8 330 x 92 x 152-203	-	90	30	2745

Navaro® Retaining Wall



Navaro
Retaining Wall System

Product	Size D x H x L (inches and mm)	SF/ Unit	Units/ Pallet	Lbs./ Unit	Lbs./ Pallet
Navaro Standard	12 x 7 ⁵ / ₈ x 17 ³ / ₈ 305 x 194 x 441	.92	50	70	3545



Product	Size D x H x L (inches and mm)
Freedom Junior Splitface or Rustic (Two-Sided) - A	8 1/2 x 3 1/2 x 6 (7) 216 x 90 x 152 (178)
Freedom Junior Splitface or Rustic (Two-Sided) - B	8 1/2 x 3 1/2 x 7 3/4 (8 3/4) 216 x 90 x 197 (223)
Freedom Junior Splitface or Rustic (Two-Sided) - C	8 1/2 x 3 1/2 x 10 1/2 (10 3/4) 216 x 90 x 267 (273)
Freedom Junior Splitface or Rustic (Two-Sided) - D	8 1/2 x 3 1/2 x 14 1/2 216 x 90 x 368
Freedom Junior Splitface or Rustic (Two-Sided) - E	8 1/2 x 3 1/2 x 17 3/4 216 x 90 x 451
Freedom Cap	10 1/2 x 3 5/8 x 15 1/2

Freedom Junior Block

SF/ Layer	Layers/ Pallet	SF/ Pallet	Lbs./ Pallet
4	7	28	2580

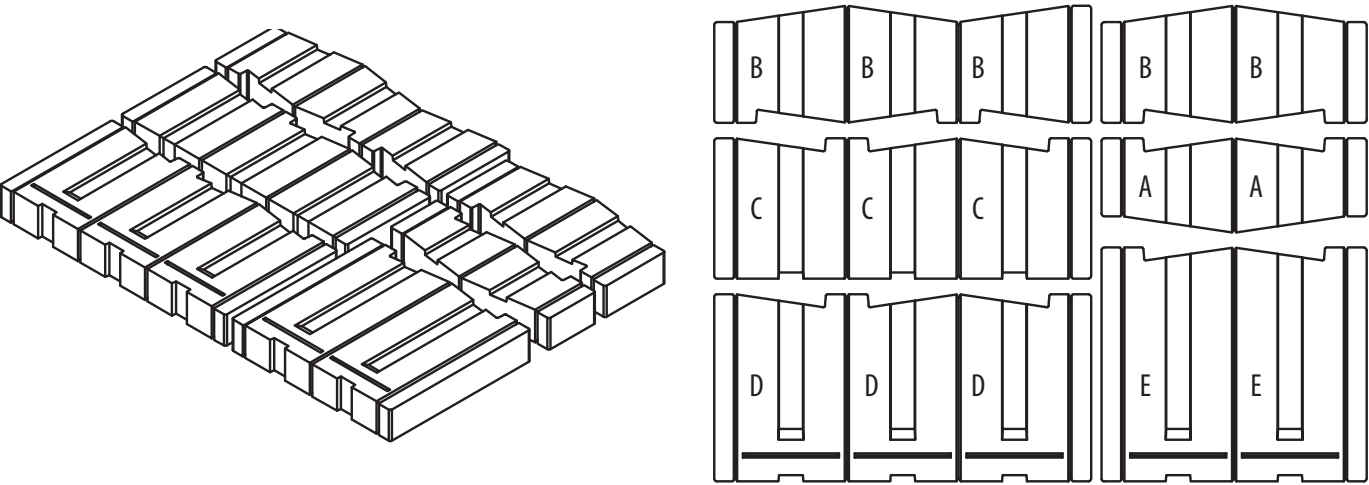
Freedom Cap

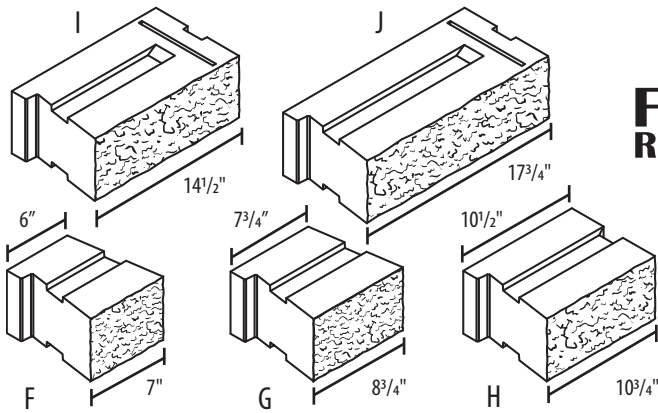
SF/ Unit	Units/Pallet	Lbs./ Unit	Lbs./ Pallet
-	70	50	3245

Note: Illustrations above depict Freedom™ Retaining Wall Junior Splitface units

Note: Freedom Retaining Wall units require Freedom Cubes to be used during installation for proper setback and other design features. Freedom Cubes are packaged and shipped separately; quantities are confirmed per project specifications.

Freedom™ Retaining Wall Junior Layer Pattern





Product	Size D x H x L (inches and mm)
Freedom Standard Splitface or Rustic (Two-Sided) - F	8 1/2 x 5 1/4 x 6 (7) 216 x 135 x 152 (178)
Freedom Standard Splitface or Rustic (Two-Sided) - G	8 1/2 x 5 1/4 x 7 3/4 (8 3/4) 216 x 135 x 197 (223)
Freedom Standard Splitface or Rustic (Two-Sided) - H	8 1/2 x 5 1/4 x 10 1/2 (10 3/4) 216 x 135 x 267 (273)
Freedom Standard Splitface or Rustic (Two-Sided) - I	8 1/2 x 5 1/4 x 14 1/2 216 x 135 x 368
Freedom Standard Splitface or Rustic (Two-Sided) - J	8 1/2 x 5 1/4 x 17 3/4 216 x 135 x 451
Freedom Cap	10 1/2 x 3 5/8 x 15 1/2

Freedom Block

SF/ Layer	Layers/ Pallet	SF/ Pallet	Lbs./ Pallet
6.1	5	30.5	2570

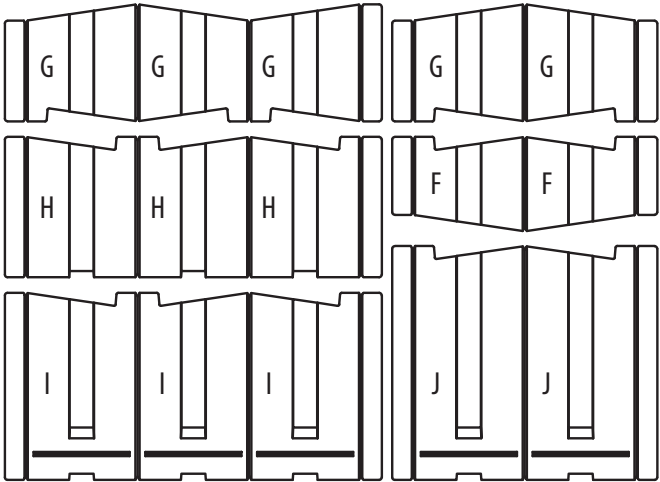
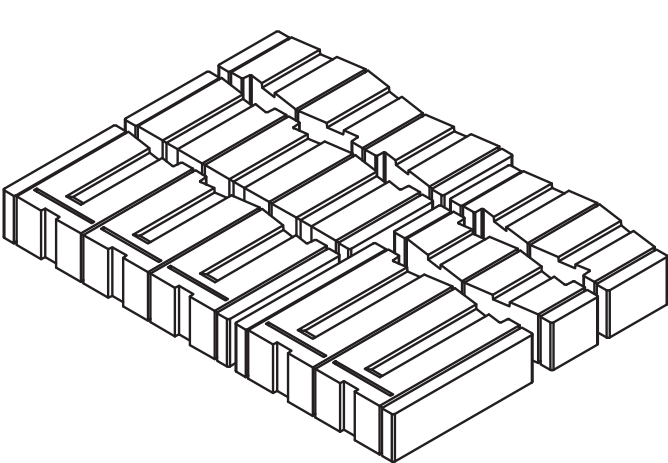
Freedom Cap

SF/ Unit	Units/Pallet	Lbs./ Unit	Lbs./ Pallet
-	70	50	3245

Note: Illustrations above depict Freedom™ Retaining Wall Standard Splitface units

Note: Freedom Retaining Wall units require Freedom Cubes to be used during installation for proper setback and other design features. Freedom Cubes are packaged and shipped separately; quantities are confirmed per project specifications.

Freedom™ Retaining Wall Standard Layer Pattern



Freedom™ Retaining Wall Junior Installation Pattern

A	C	A	B	A	B	A	D
	B	A	C	D	B	C	A
B	C	A	B	A	C	A	D
C	A	C	A	B	A	C	B
B	A	C	B	C	D	B	A
A	B	C	A	C	A	C	B
D	A	C	B	A	C	C	
A	C	D	B	D	C	B	

Freedom Junior Pattern 1

Freedom™ Retaining Wall Standard Installation Pattern

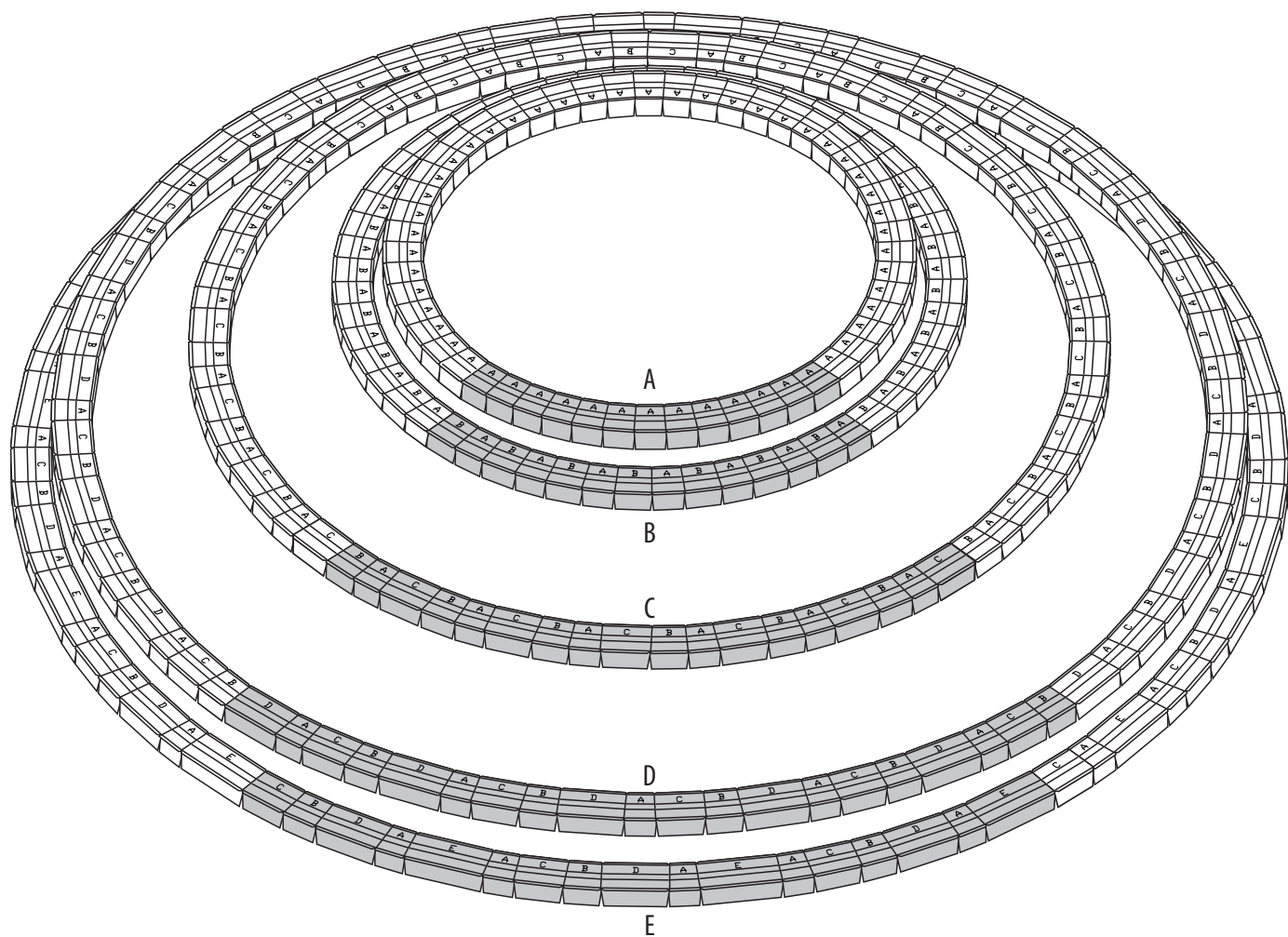
	F		G		H		F		I		F		G		F		
H	G		F		H		G		I		G		H				
	I			F		I			H		F		H		F		
G		H			F		G		F		H		F		I		
F		G		F		F		H		F		H		G		F	
G		F		G		F		G		F		I			H		
	H			F		F		G		H		G		H		F	
F		G		I			H			G		H			I		

Freedom Standard Pattern 1

Combination Freedom™ Junior and Freedom™ Standard Retaining Wall Installation Pattern

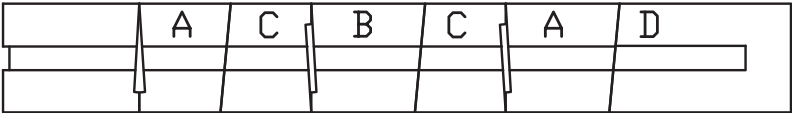
A	B	F		H		I			A	B	D		F	F	I		H		F	
D		G		F	B	A	G		C		C		G		C	C	A	G		
H	F	G		F	F		H	F	D		A	G		B		B	H		G	
H	F	A	B	F		H		F	B	A	D			C		A	H		B	
H		F	B	B	C			B	F		G	H		F	C		A	G	H	
H	I		F	G	H		F	C		A	C	B	B	A	C	A				
B	A	D			I		F	H	G	A	C	D		B	D					
F	G	H		G	I			A	C	H		G	H	F	F	H				
F	H	F	D			B	G	I		F	G	A		C	B	A				
D		B	C	A	C	A	C	A	C	G		H	I							
F	H	I		G	F	I		G	F	H	F	G	I		F					

Combo Junior and Standard Pattern 1



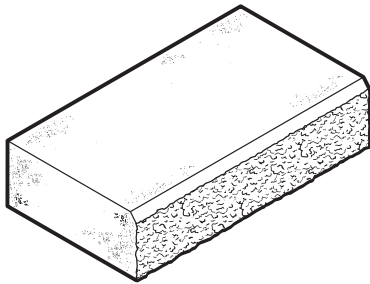
Circle Pattern	Circumference	Diameter	Units Required
A	16' 8"	5' 3 ⁵ / ₈ "	"A"-52
B	19'	6' 5 ⁵ / ₈ "	"A"-28 "B"-28
C	30'	9' 6 ⁵ / ₈ "	"A"-24 "B"-24 "C"-24
D	41' 4"	13' 1 ¹⁵ / ₁₆ "	"A"-20 "B"-20 "C"-20 "D"-20
E	42' 4"	13' 5 ³ / ₄ "	"A"-23 "B"-13 "C"-14 "D"-13 "E"-14

Freedom™ Retaining Wall System Straight Wall Pattern



Landscape Step Unit

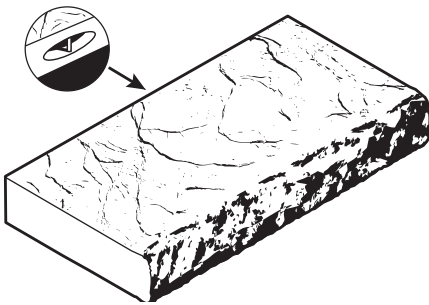
Landscape
Step Unit



Product	Size D x H x L (inches)	Units/ Pallet	Lbs./ Unit	Lbs./ Pallet
Step Unit	14 x 6 x 24	10	164	1680

Oversize Landscape Step Unit

Oversize
Landscape
Step Unit



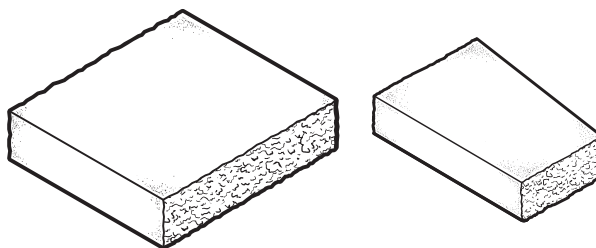
Product	Size D x H x L (inches)	Units/ Pallet	Lbs./ Unit	Lbs./ Pallet
Oversize Step Unit	25 x 6 1/4 x 48	4	760	3085

Geogrid

Geogrid

Product
SRW 3- 6' x 50' (per roll)
SRW 3- 6' x 150' (per roll)
SRW 3- 12' x 150' (per roll)
SRW 5- 6' x 150' (per roll)

Wall Caps Splitface



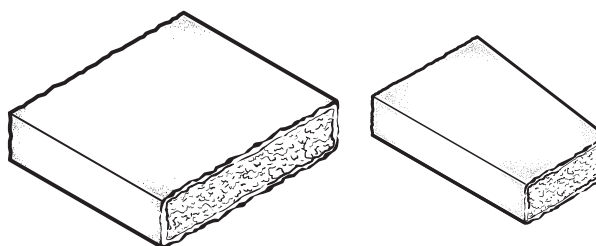
Wall Caps

Splitface

Product	Size D x H x L (inches and mm)	SF/ Unit	Units/ Pallet	Lbs./Unit	Lbs./ Pallet
Straight Wall Cap Splitface	12 x 3 ⁵ / ₈ x 15 ¹ / ₂ 305 x 92 x 394	-	70	54	3805
Tapered Wall Cap Splitface	12 ³ / ₄ x 3 ⁵ / ₈ x 7 ⁷ / ₈ -9 ³ / ₈ 324 x 92 x 200-238	-	90	30	2605

* Note: Tapered Cap is not available for Retaining Wall made by the Janesville, WI location.

Wall Caps Rustic

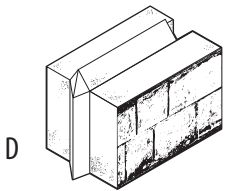
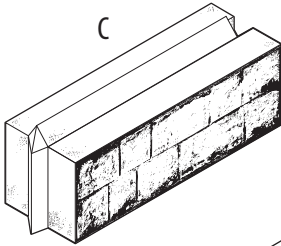
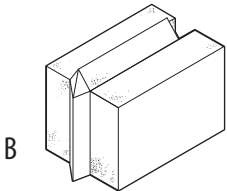
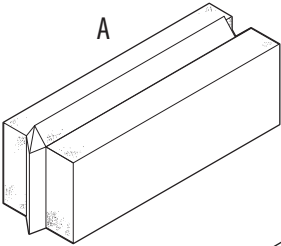


Wall Caps

Rustic

Product	Size D x H x L (inches and mm)	SF/ Unit	Units/ Pallet	Lbs./Unit	Lbs./ Pallet
Straight Wall Cap Rustic	12 x 3 ⁵ / ₈ x 15 ¹ / ₂ 305 x 92 x 394	-	70	54	3805
Tapered Wall Cap Rustic	12 ³ / ₄ x 3 ⁵ / ₈ x 7 ⁷ / ₈ -9 ³ / ₈ 324 x 92 x 200-238	-	90	30	2605

* Note: Tapered Cap is not available for Retaining Wall made by the Janesville, WI location.



Product	Size D x H x L (inches)	SF/ Unit	Units/ Pallet	Lbs./ Unit	Lbs./ Pallet
Full Bin Block- Smooth-A	24 x 24 x 72	12	1	3600	3645
Half Bin Block- Smooth-B	24 x 24 x 36	6	1	1800	1845
Full Bin Block- Cutstone-C	24 x 24 x 72	12	1	3600	3645
Half Bin Block- Cutstone-D	24 x 24 x 36	6	1	1800	1845

Natural Stone-Palletized Fieldstone



Palletized Fieldstone

Product	Size (inches)	Lbs./Pallet
Palletized Fieldstone	4 - 6	3000
Palletized Fieldstone	6 - 8	3000
Palletized Fieldstone	8 - 12	3000

Natural Stone-Bulk Cobblestone

Bulk Cobblestone

Product	Size (inches)
Bulk Cobblestone	3 - 6
Bulk Cobblestone	4 - 8
Bulk Cobblestone	8 - 12
Bulk Cobblestone	12 - 18
Bulk Cobblestone	18 - 24
Bulk Cobblestone	24 - 36
Bulk Cobblestone	36 & Up


Note: Product is sold by the ton

Natural Stone-Outcropping Boulders



Outcropping Boulders

Product	Lbs./ Unit
Outcropping Fieldstone	1-2.5 tons
Outcropping Limestone	1-2.5 tons
Outcropping Basin Blue	1-2.5 tons
Outcropping Copper Springs	1-2.5 tons



Natural Stone Palletized
Outcropping Boulders

Product	Size (inches)	Lbs./Pallet
Palletized Outcropping Fieldstone	Varies	Varies
Palletized Outcropping Limestone	Varies	Varies
Palletized Outcropping Basin Blue	Varies	Varies
Palletized Outcropping Copper Springs	Varies	Varies

Fond du Lac Outcropping Stone



Note: Product is sold by the ton

Fond du Lac
Outcropping Stone

Natural Stone Drywall



Note: Product is sold by the ton

Natural Stone Drywall



Natural Stone Steppers

Note: Product is sold by the ton

Bulk Bag Aggregates



Bulk Bag Aggregates

* Products Available in 2000 lb. and 3000 lb. Bags
* Bulk bag deposit required

Aggregates
Basin Blue 1 1/2"
Copper Springs 1 1/4"
Multi Purpose Gravel
Pea Stone 3/8"
River Rock 3/4"
River Rock 1 1/2"

Sands
Mason Sand
Paver Base
Paver Leveling Sand



Category	Product	Volume (cf)	Units/Pallet
Sand & Soil	Peat	3/4	70
Sand & Soil	Leaf Compost	3/4	105
Sand & Soil	White Play Sand	1/2	63
Sand & Soil	Mason Sand	1/2	63
Sand & Soil	Trac Sand	60 lbs.	54
Sand & Soil	Paver Base	1/2	63
Sand & Soil	Leveling Sand	1/2	63

Category	Product	Volume (cf)	Units/Pallet
Mulch	Hardwood	2	44
Mulch	Western Red Cedar	2	44
Mulch	Premium Red	2	44
Mulch	Premium Gold	2	44
Mulch	Northern Cedar	2	44
Mulch	Premium Brown	2	44
Aggregate	American Heritage 3/4"	1/2	63
Aggregate	Basin Blue 3/4"	1/2	63
Aggregate	Black Earth 1 1/2"	1/2	63
Aggregate	Copper Springs 1 1/4"	1/2	63
Aggregate	Glacier Bay 1 1/2"	1/2	63
Aggregate	Red Volcanic 3/4 - 1 1/2"	1	50
Aggregate	Meramac 5/8"	1/2	63
Aggregate	Pea Stone 3/8"	1/2	63
Aggregate	White Marble Chips	1/2	63
Aggregate	River Cobble 2-3"	1/2	63
Aggregate	Western Sunset	1/2	84
Aggregate	Multi Purpose Gravel	1/2	63
Aggregate	Mountain Blend	1/2	63


Hidden Trails™ Bagged Landscape Products



Hidden Trails™
LANDSCAPE PRODUCTS


Category	Product	Volume (cf)	Units/Pallet
Aggregate	American Heritage 1 1/2"	1/2	63
Sand & Soil	Top Soil	3/4	70
Sand & Soil	Potting Soil	3/4	70
Sand & Soil	Cow Manure Mix	1	75
Sand & Soil	Play Sand	1/2	63

Air Conditioner Pad



Product	Size D x H x L (inches)	Units/ Pallet	Lbs./ Unit	Lbs./ Pallet
A/C Pad	30 x 2 x 30	10	154	1585
A/C Pad	36 x 2 x 24	10	143	1475
A/C Pad	36 x 2 x 36	10	213	2175

Parking Curb



Product	Size	Units/ Pallet	Lbs./ Unit	Lbs./ Pallet
Parking Curb - No Notch	6'	15	274	4110
Parking Curb - Notched	6'	16	276	4416
Parking Curb	7'	16	320	5120
Pins	18"	N/A	N/A	N/A

Pole Pad




Pole Pad

Product	Size D x H x L (inches)	SF/ Unit	Units/ Pallet	Lbs./ Unit	Lbs./ Pallet
Pole Pad	12 x 4	N/A	108	34	3717
Pole Pad	14 x 4	N/A	90	46	4185
Pole Pad	16 x 6	N/A	30	106	3225
Pole Pad	20 x 6	N/A	20	160	3245
Pole Pad	22 x 6	N/A	20	195	3945

Product	Size D x H x L (inches)	SF/ Unit	Units/ Pallet	Lbs./ Unit	Lbs./ Pallet
Pole Pad	24 x 6	N/A	10	232	2365
Pole Pad	24 x 8	N/A	8	310	2525
Pole Pad	26 x 8	N/A	8	366	2973
Pole Pad	28 x 8	N/A	4	410	1685
Pole Pad	30 x 8	N/A	4	480	1965

Splash Block



Splash Block

Product	Size (inches)	Units/ Pallet	Lbs./ Unit	Lbs./ Pallet
Splash Block	24"	32	40	1325
Splash Block	30"	32	45	1485

County Materials' Landscape & Masonry Locations:

Antigo

908 Hickory St.
Antigo, WI 54409
715-623-3775

Hazelhurst

6857 US Hwy 51
Hazelhurst, WI 54531
715-356-1174

Oak Creek

7200 S 10th St.
Oak Creek, WI 53154
414-764-8700

Tomahawk

407 S Tomahawk Ave.
Tomahawk, WI 54487
715-453-5463

Appleton

3019 W Prospect Ave.
Appleton, WI 54914
920-734-7733

Holmen

611 Empire St.
Holmen, WI 54636
608-526-9020

Rice Lake

3200 S Main St.
Rice Lake, WI 54868
715-234-8145

Waukesha

W229N2450 Homewood Ct.
Waukesha, WI 53186
262-896-0755

Eau Claire

1111 Menomonie St.
Eau Claire, WI 54702
715-834-7701

Madison

6399 Nesbitt Rd.
Madison, WI 53719
608-845-8636

Roberts

1203 70th Ave.
Roberts, WI 54023
715-749-4121

Wausau

406 Winton St.
Wausau, WI 54403
715-842-2288

Green Bay

2448 Century Rd.
Green Bay, WI 54303
920-497-2416

Marathon

205 North St.
Marathon, WI 54448
715-848-1365

Stevens Point

2000 Patch St.
Stevens Point, WI 54481
715-341-0991

Weston

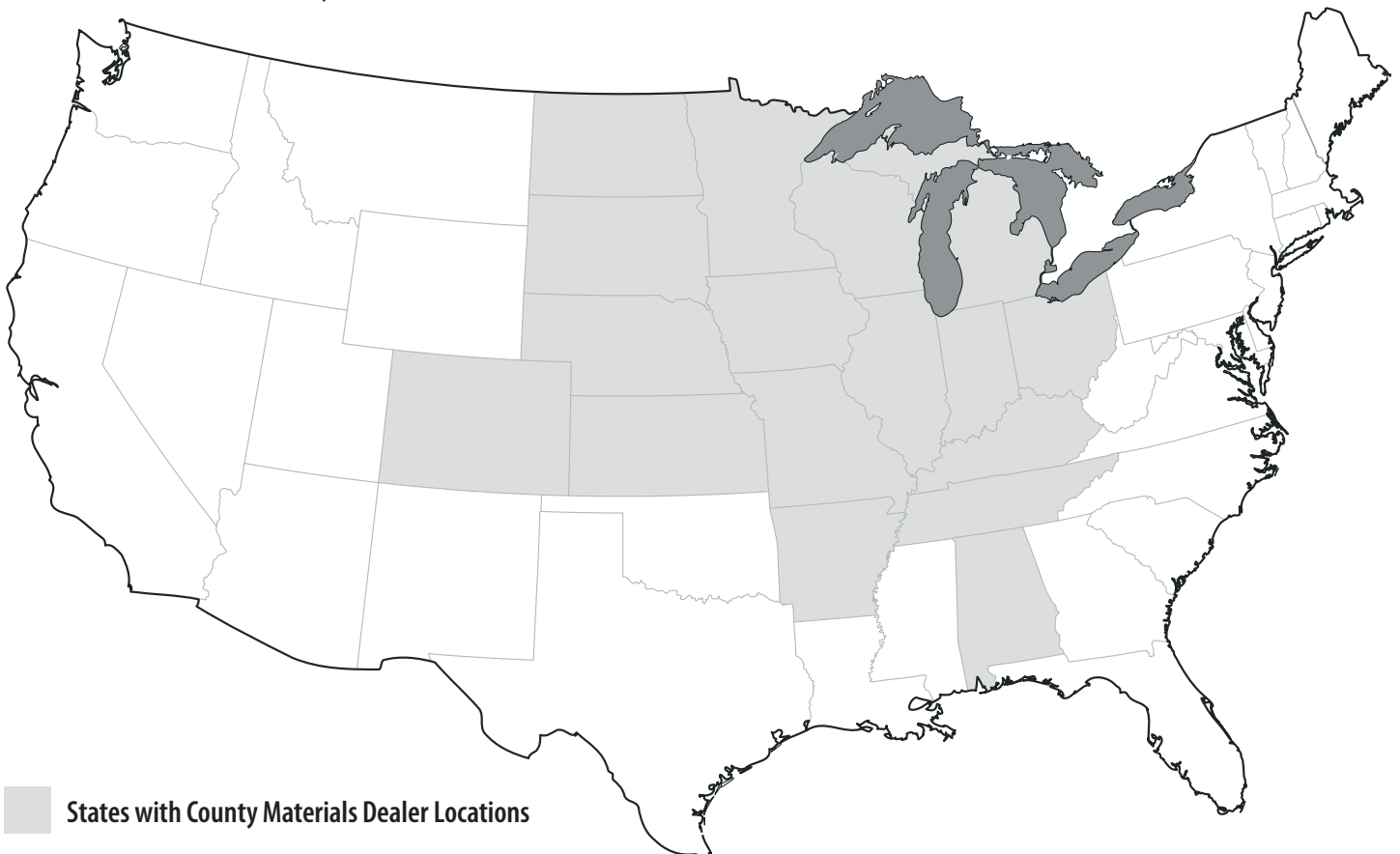
9303 Schofield Ave.
Weston, WI 54476
715-359-7731

To find a County Materials' dealer in your area, please contact our National Customer Service Dept. at (800) 242-7733.

Visit our website for additional information about County Materials' Dealer Locations at www.countymaterials.com.

Wisconsin Rapids

2310 N 40th St.
Wisconsin Rapids, WI 54494
715-423-7339





(800) 289-2569

www.countymaterials.com

©2016 County Materials Corporation 0794_0116